



Hamlet of Aklavik

Water Licence Number: N3L3-0570

Hazardous Waste Management Plan

Date Prepared: May 27, 2019

TABLE OF CONTENT

Table of Content.....	2
1. Introduction.....	3
2. Purpose of Hazardous Waste Management Plan.....	3
3. Hazardous Waste Containment Facility – Site Description.....	4
4. Security and Control.....	5
5. Hazardous Waste Containment Facility – Staff.....	6
6. Staff Training.....	6
7. Sources of Hazardous Waste.....	8
8. Hazardous Waste Collection and Disposal	8
9. Hazardous Waste Information.....	10
10.Reuse and Treatment.....	21
11.Tipping Fee.....	21
12.Record Keeping.....	22
13.Health and Safety.....	23

LIST OF APPENDICES

Appendix 1: Map of Hamlet

Appendix 2: Map showing features as indicated on page 4, section 3

Appendix 3: Household Hazardous Waste Brochure

1. Introduction

Name of the Hamlet: Hamlet of Aklavik

Location of the Hamlet - latitude and longitude in Degrees, Minutes and Seconds (DMS):

Latitude: 68 13'N

Longitude: 135 0'W

Present Population of the Hamlet: 623

Climate (a brief note such as mean July and January temperature)

Annual Daily Average = -8.0 C

July Daily Average = 14.1 C

January Daily Average = -26.9 C

Have approx. 11.5cm of rainfall and 158.6cm of snowfall annually

Attach a Map of the Hamlet

Attached Map of the Hamlet in Appendix 1

2. Purpose of Hazardous Waste Management Plan

The purpose of the Hazardous Waste Management Plan is to assist the Hamlet of personnel with the management of hazardous waste in their community.

This Hazardous Waste Management Plan was developed to comply with the Waters Regulations (WR) section 5 (2)(g): an application shall include "if the undertaking involves the handling or storage of petroleum products or hazardous materials, (i) a plan for the safe handling, storage and disposal, and (ii) a contingency plan for the containment and clean-up of those products and materials in the event of a spill". A separate Spill Contingency Plan has been developed and is included as part of the Hamlet's water licence renewal application. This Hazardous Waste Management Plan should act as the protocol reference for proper hazardous waste disposal and storage. Therefore, it should be readily available for all facility staff at all times.

3. Hazardous Waste Containment Facility – Site Description

Global Positioning System (GPS) locations of Hazardous Waste Containment Facility (Note: Due to inconsistencies between individual GPS units, Google Earth latitude and longitude should be utilized as the GPS points):

Latitude (degrees, minutes, seconds): 68 13'N

Longitude (degrees, minutes, seconds): 135 0'W

Briefly describe access from Hamlet to Hazardous Waste Containment Facility:

it is a road of approximately 3 km

Proximity to waterbodies, residential buildings, schools and other features:

Attach a map with scale and north arrow indicating location of Temporary Hazardous Waste Containment Facility indicating Hamlet, access road from Hamlet, nearby water bodies, schools, buildings and other detail features.

Attached map(s) indicating above features in Appendix 2

4. Security and Control

How is public access to the facility controlled? (Check all that apply.)

- No control
- Front gate locked when facility is closed
- Perimeter chain-link fence around entire facility
- Locked man-door
- Others(specify):

Is the following signage posted at the Temporary Hazardous Waste Containment Facility?
(Check all that apply.)

- Name of facility
- Sign near the site entrance indicating the layout of the facility
- Telephone numbers for facility manager and local fire protection services
- Sign at each waste, recycling, and reuse stockpile showing the items that should be placed there
- Hours of operation
- "No Burn" restrictions
- Tipping fee information
- Locations of the Surveillance Network Program (SNP) monitoring sites
- List of material that are not accepted
- Others (specify)

What fencing is installed at the site (aside from perimeter fencing identified above)?
 (Check all that apply)

Wind fence down-wind of the active face to control litter

Electric fence around areas that may attract animals
 When is the electric fence typically activated?

Other: no Fencing but rather surrounded by brush to prevent wind blown material

5. Hazardous Waste Containment Facility - Staff

Staff member responsible for Hazardous Waste Management and Temporary Hazardous Waste Containment Facility:

Name	Phone	Email	Role of each staff member
Fred Behrens	867-978-2351	SAOAKlavik@permafrost.com	overall responsibility
Dean Arey	867-978-2351		Foreman
JD Storr	867-978-2351		HEO

6. Staff Training

Please indicate if any of the Hazardous Waste Containment Facility staff have the following training (current or expired) - (Check all that apply):

Ozone Depleting Substances (halocarbons, refrigerants) technician

Definition: A technician who is otherwise qualified to service refrigerant equipment and has successfully completed the environmental awareness training course for refrigerants offered by the Heating, Refrigeration and Air Conditioning Institute of Canada. (1-day classroom course in addition to be a qualified technician)

This is required for draining refrigerants from vehicles, air conditioners, fridges, and other equipment. Refer to ENR's document *Environmental Guideline for Ozone Depleting Substances (ODS's) and Halocarbon Alternatives*:

http://www.enr.gov.nt.ca/sites/enr/files/guidelines/guideline_for_ozone_depleting_substances_and_halocarbon_alternatives.pdf.

Transportation of Dangerous Goods (TDG)

Everyone who handles, prepares for transport or carries dangerous goods must be trained and certified. (Can be done online)

Workplace Hazardous Materials Information System (WHMIS)

WHMIS training is required for any employee that requires this information to protect themselves from the hazards of the controlled products they handle at their workplace. (Can be done online)

Waste Management

Training on municipal solid waste, solid waste collection, alternatives to solid waste, landfill operations and maintenance, regulatory requirements and occupational health and safety, such as the MACA School of Community Government Solid Waste Management course or through organizations such as Northern Alberta Institute of Technology (NAIT) and Solid Waste Association of North America (SWANA). (Classroom course)

First Aid

First Aid training is recommended as a best practice for hazardous waste containment facility staff due to the inherent hazards of working at a hazardous waste site. (Standard First Aid is a 2-day classroom course)

Hazardous Waste Operations and Emergency Response (HAZWOPER)

HAZWOPER training is recommended for larger sites, wherever practical. (40-hour classroom course)

Other (Specify):

Brief description of any other operator training program, and plans:

some staff need whimis and first aid and TDG as they are out of date.

7. Sources of Hazardous Waste

There are two main sources of hazardous waste generated in a community:

- I. Hazardous waste from the Industrial, Commercial, and Institutional Sector; and
- II. Household hazardous waste from residents.

Communities are not required to accept hazardous waste from the industrial/commercial/institutional sector. The industrial/commercial/institutional sector is required to transport their hazardous waste to a registered receiving facility. **Community disposal facilities are cautioned to register as hazardous waste receivers with ENR prior to accepting hazardous waste from the industrial/commercial/institutional sector.**

Any spill of hazardous waste or other hazardous materials, such as fuel, must be immediately reported to the 24-Hour Spill Report Line at **(867) 920-8130**, or by fax, email, or by filling out a form online. Additional information can be found on ENR's website: <http://www.enr.gov.nt.ca/programs/hazardous-materials-spills/reporting-spills> (or from <http://www.enr.gov.nt.ca>, click Programs, then Hazardous Materials Spills).

In the event of an **emergency involving dangerous goods**, call the Spill Report Line first. If there is no answer and you need help, you can call CANUTEC at **613-996-6666** or ***666** on a cellular phone. For regulatory questions about Transportation of Dangerous Goods, you can find general contact information for CANUTEC and Transportation of Dangerous Goods regional offices online at: <https://www.tc.gc.ca/eng/canutec/menu.htm>

Household hazardous waste typically includes, but is not limited to, items such as used oil, paint, batteries, leftover cleaners, solvents, pesticides, thermostats, waste fuel, and aerosol cans that are generated by residents in their homes (see list of household hazardous waste attached in **Appendix 3** and available at: https://www.enr.gov.nt.ca/sites/enr/files/brochures/household_hazardous_wastes.pdf).

8. Hazardous Waste Collection and Disposal

How does the community collect household hazardous wastes?

Hamlet does not collect hazardous waste and only have household waste. Batteries and Paint as well as used oil are collected in separate containers. and once yearly shipped out for disposal to Whitehorse.

How does the community safely dispose of household hazardous wastes at temporary containment facility and final hazardous waste disposal facility?

Segregated areas for batteries and oils and paint other household hazardous material are not separated with disposal yearly to Whitehorse.

Briefly describe the design of temporary containment site, including designation of areas for segregated waste:

for batteries we have a wood box with a pallet under it the use oil is contained in a plastic tote and paint is also on a pallet.

Describe the frequency of inspections of hazardous waste containment facility and how records of inventories are maintained:

weekly inspections are preformed by the Foreman and inventories not recorded. the records will be stored at the Hamlet office.

9. Hazardous Waste Information

Asbestos: Exposed asbestos fibres from construction and demolition debris present a risk to human health. The risks to human health are lowered to safe levels when asbestos is properly packaged according to the conditions set by the Worker Safety and Compensation Commission. Once this has taken place, a hole must be dug in advance of acceptance and the asbestos needs to be buried immediately. The location needs to be documented to prevent future disturbance. Further details can be found in ENR's document *Guideline for the Management of Waste Asbestos*: <http://www.enr.gov.nt.ca/sites/enr/files/guidelines/asbestos.pdf>.

Lead-acid batteries are commonly found in vehicles. Both the lead and the acid are contaminants. Batteries in good condition can be stacked on pallets and banded or shrink-wrapped for transportation when enough have been collected to make shipping worthwhile. Store broken batteries in a pail or other container to prevent spills and avoid contact with battery acid. Further details can be found in ENR's document *Guideline for the Management of Waste Batteries*: <http://www.enr.gov.nt.ca/sites/enr/files/guidelines/batteryguideline.pdf>.

Glycols: Waste antifreeze (Ethylene Glycol) is generated from vehicle maintenance. Propylene glycol is more common to the industrial/commercial sector where it is used for heating larger buildings. Glycols can be stored in pails or drums until the quantity warrants shipping. Further details can be found in ENR's document *Guideline for the Management of Waste Antifreeze*: <http://www.enr.gov.nt.ca/sites/enr/files/guidelines/antifreezeguideline.pdf>.

Hydrocarbon-contaminated soil, snow, and water that result from spills or contaminated sites are managed as a hazardous waste in the NWT. Hydrocarbons include diesel, heating oil, gasoline, and other petroleum products. Communities wanting to store or treat contaminated soil, snow, or water may need to amend their water licence. Contact ENR for guidance on developing appropriate facilities.

Mercury is a severely toxic contaminant. Disposal needs to be reduced to levels as low as reasonably achievable. Thermostats, thermometers, mercury switches and fluorescent lamps all contain mercury. They can be safely stored in clearly marked pails. Drum-top crushing equipment can be used to remove the mercury from fluorescent bulbs. Other types of mercury-containing lights (i.e. street lamps or high intensity discharge lamps from the industrial/commercial sector) require specialized disposal methods and usually need to be transported to southern receiving facilities. For further information, see ENR's document *Guide to Recycling Mercury-Containing Lamps*: http://www.enr.gov.nt.ca/sites/enr/files/brochures/mcl_recycling_per_web_2012_guide.pdf.

Oily debris can consist of rags, sorbent material, or containers used to store or clean up oil. These materials are contaminants that cannot be added to a typical soil treatment facility, but need to be kept segregated from other waste.

Ozone depleting substances (ODS), also referred to as halocarbons, are chemicals mainly used in air conditioning and refrigeration equipment. The release of these substances depletes the ozone layer and is prohibited. Refrigerants need to be recovered by a trained technician prior to disposal of items containing refrigerants, including refrigerators, freezers and vehicles. Specific training is required for anyone servicing equipment containing ODSs and halocarbon alternatives. For more information, see ENR's document *Environmental Guideline for Ozone Depleting*

Substances (ODS's) and Halocarbon Alternatives:

http://www.enr.gov.nt.ca/sites/enr/files/guidelines/guideline_for_ozone_depleting_substances_and_halocarbon_alternatives.pdf.

Paint: Paint can contain a number of hazardous chemicals, including lead. Whenever possible, paint should be used rather than disposed of. If it can't be used, the disposal method depends on the type of paint (check the label). Oil-based paint should be stored in approved 205 litre drums, ready for shipping. Latex paints can be landfilled after they are completely dried out (they can be spread out on a board or sheet to dry). Industrial/commercial paints usually need specialized treatment methods and should not be collected at the community Solid Waste Disposal Facilities. Check ENR's document *Guideline for the Management of Waste Lead and Lead Paint* (http://www.enr.gov.nt.ca/sites/enr/files/guidelines/guideline_waste_lead_and_paint.pdf) for more information.

Propane tanks and aerosol cans are regulated as a dangerous good and are a potential explosion hazard at all times. Propane tanks can be returned to the retailer or supplier for safe storage and transport. Trained staff can safely evacuate the propane gas, making the tanks safe for scrap metal. Large propane tanks and other compressed gas canisters from the industrial/commercial sector should not be collected at the community hazardous waste containment facility.

Residue Fuel Tanks / Heating Oil Tanks / Residue Drums: Fuel storage tanks and drums often contain residue (e.g. sludge at the bottom), or may still contain flammable vapours. Tanks must be properly emptied prior to disposal as scrap metal. Empty drums need to be stored on their sides to prevent water from accumulating.

Used oil can be used as feedstock for a used oil furnace if the testing and other conditions in the *Used Oil and Waste Fuel Management Regulations Plain Language Guide* (http://www.enr.gov.nt.ca/sites/enr/files/guidelines/used_oil_guide.pdf) are met. Used oil can be stored in clearly labelled good quality tanks or drums. Do not let drums or pails be contaminated with glycol or solvents. Do not accept excessive volumes from the industrial/commercial sector.

Waste Fuel: Residents generate waste fuel from the use of gas-powered equipment and need a local disposal option. Waste fuel from residents can be bulked into UN-approved steel drums at Household Hazardous Waste collection events, or on a daily basis. The decision to accept waste fuel from residents on a daily basis requires appropriate screening methods to screen out incompatible materials from residents and excessive volumes of fuel or solvents from the industrial/commercial/institutional sector.

Vehicles: End-of-life vehicles contain antifreeze, batteries, fuel, mercury switches and other lubricating fluids that are considered hazardous waste and need to be removed. Once the hazardous materials are removed, the rest of the vehicle can be treated as scrap metal. Refrigerants from air conditioning systems will need to be removed by a trained technician.

Indicate which hazardous wastes are accepted at the facility:
(Check all that apply)

In the "maximum quantity stored onsite" column, indicate how much of each material is allowed to accumulate at the temporary hazardous waste containment facility before the material is shipped out.

Hazardous Waste	Accepted from the residential sector	Accepted from the industrial or commercial sector	Quantity stored onsite	Maximum quantity that can be stored onsite	If there are alternate facilities available for residential disposal, specify the name and location of the facility:
Asbestos	<input type="checkbox"/>	<input type="checkbox"/>			
Lead-acid batteries (e.g. car batteries)	<input checked="" type="checkbox"/>	<input type="checkbox"/>	5	20	
Waste antifreeze/glycols	<input checked="" type="checkbox"/>	<input type="checkbox"/>	0 gal	15 gal	
Hydrocarbon contaminated soil, snow, and water	<input type="checkbox"/>	<input type="checkbox"/>			
Mercury containing equipment	<input type="checkbox"/>	<input type="checkbox"/>			
Oily debris	<input type="checkbox"/>	<input type="checkbox"/>			
Ozone-depleting substances (ODS), halocarbons, or refrigerants	<input type="checkbox"/>	<input type="checkbox"/>			
Paint	<input checked="" type="checkbox"/>	<input type="checkbox"/>	4 al	15 gal	

<p>If paint is accepted</p>	<p>Describe methods used to screen out paint types that are not accepted: currently do not screen the types of paint dispose of all old paint</p> <p>Describe methods used to segregate (keep separate) different types of paint (e.g. acrylic (latex), oil-based, and lead-amended):</p>				
<p>Propane</p>	<input type="checkbox"/>	<input type="checkbox"/>			
<p>Residue fuel tanks, heating oil tanks, residue drums</p>	<input type="checkbox"/>	<input type="checkbox"/>	<p>15</p>	<p>15</p>	<p>do not accept tanks any longer</p>
<p>If tanks and drums are accepted:</p>	<p>Describe conditions for acceptance (e.g. do they have to be punctured, drained, sludge removed, etc. before the facility will take them?) As of 2015 refuse to accept drums or fuel tanks</p>				
<p>Used oil</p>	<input checked="" type="checkbox"/>	<input type="checkbox"/>	<p>10 gal</p>	<p>35 gal</p>	
<p>Waste fuel</p>	<input type="checkbox"/>	<input type="checkbox"/>			
<p>Vehicles (from which batteries, fluids and mercury switches have not been removed)</p>	<input checked="" type="checkbox"/>	<input type="checkbox"/>	<p>1</p>	<p>3</p>	<p>Currently do accept vehicles for storage and will remove when funding is approved</p>
<p>Other (Specify)</p>	<input type="checkbox"/>	<input type="checkbox"/>			

How is hazardous waste stored to prevent spills and leaks? How is it secured to keep people from coming in contact with it and ensure public safety?

Primary containment is the container in which materials are stored, such as a drum, bag, bin, box, tote, or pallet.

Secondary containment may include a lined berm/dyke, metal box, concrete box or other physical barrier surrounding the primary containment.

Other methods to prevent spills and leaks may include storage arrangements such as "stored upright on pallets", handling procedures, or other ways of preventing spills.

Security measures may include separately fenced areas, locked structures, or other methods.

If a material is not accepted at the facility, skip that line.

Hazardous Waste	Primary Containment	Secondary Containment	Other method to prevent spills and leaks (specify):	Security measures:
Lead-acid batteries	None	Other		
Waste antifreeze/glycols	Tote	Other		
Mercury containing equipment	Other	Other		
Oily debris	Tote	Other		
Ozone-depleting substances (ODS), halocarbons, or refrigerants	Other	Other		
Paint	Other	Other		
Propane tanks	Other	Other		

Residue fuel tanks, heating oil tanks, residue drums	Other	Other		
Used oil	Tote	Other		
Waste fuel	Other	Other		
Vehicles	Other	Other		

Skip any questions for materials that are not accepted at the Temporary Hazardous Waste Containment Facility

Describe the location of **asbestos** burial within the facility:

N/A

Describe the plan for record-keeping and mapping of **asbestos** disposal:

N/A

Describe what measures are taken to ensure that **fluorescent bulbs** are stored in dry conditions:

N/A

Describe what measures are taken to prevent breakage of **mercury-containing equipment**:

N/A

Describe procedures for removal of **ozone-depleting substances (refrigerants)** from refrigerators, airconditioners, and other items. Indicate how frequently this work is done:

N/A

Describe methods used to clean **fuel tanks and drums containing fuel residues** prior to disposal:

Currently do not clean tanks or fuel drums prior to disposal, and will not accept any more tanks or drums in our site. all must be moved to Inuvik.

Describe methods used to remove hazardous materials (batteries, fluids and mercury switches) from **vehicles**. Indicate how frequently this work is done:

Hamlet does not remove any of these items as we haul vehicles to metal storage area owner is responsible to remove waste.

How are regular inspections of hazardous materials done, and how frequently are inspections done (e.g. daily, weekly, monthly)?

currently will review materials at the solid waste site weekly for additional materials however most know we do not accept materials

How are records of inspections and inventories of materials maintained? Who (i.e. which staff position) is responsible for inspections?

currently not being kept and will be available at the hamlet office with the Foreman as the main contact.

Is there any existing documentation that outlines the engineering details and operation of the hydrocarbon-contaminated soil, snow, and water treatment/storage facility?

Yes

No

If "Yes", provide details on existing documentation:

Prepared by (name of company or person that wrote the document):

Title of document:

Location of document (where is the plan kept, or where can a copy be obtained?):

If no, describe the criteria for accepting hydrocarbon-contaminated soil, snow and/or water (e.g., laboratory analysis, movement documents, etc.)

we do not accept any

How are the following hazardous materials ultimately disposed of?

Materials	Not applicable	Landfilled at site	Managed at site (but not landfilled)	Shipped out for recycling or disposal	Other (specify)
Asbestos	<input type="radio"/>	<input type="radio"/>	<input type="radio"/>	<input checked="" type="radio"/>	
Lead-acid batteries	<input type="radio"/>	<input type="radio"/>	<input type="radio"/>	<input checked="" type="radio"/>	
Waste antifreeze/glycols	<input type="radio"/>	<input type="radio"/>	<input type="radio"/>	<input checked="" type="radio"/>	
Mercury-containing equipment	<input type="radio"/>	<input type="radio"/>	<input type="radio"/>	<input checked="" type="radio"/>	
Oily debris	<input type="radio"/>	<input type="radio"/>	<input type="radio"/>	<input checked="" type="radio"/>	
Ozone-depleting substances (ODS), halocarbons, or refrigerants	<input type="radio"/>	<input type="radio"/>	<input type="radio"/>	<input checked="" type="radio"/>	
Paint	<input type="radio"/>	<input type="radio"/>	<input type="radio"/>	<input checked="" type="radio"/>	

Propane tanks	<input type="radio"/>	<input type="radio"/>	<input type="radio"/>	<input checked="" type="radio"/>	
Residue fuel tanks/drums	<input type="radio"/>	<input type="radio"/>	<input type="radio"/>	<input type="radio"/>	
Used oil	<input type="radio"/>	<input type="radio"/>	<input type="radio"/>	<input checked="" type="radio"/>	
Waste fuel	<input type="radio"/>	<input type="radio"/>	<input type="radio"/>	<input checked="" type="radio"/>	
Vehicles	<input type="radio"/>	<input type="radio"/>	<input type="radio"/>	<input checked="" type="radio"/>	

Hazardous waste transported to an approved hazardous waste disposal facility:

Yes No

If "Yes" provide location, timing and means of transportation of all hazardous waste to an approved hazardous waste disposal facility:

Hazardous waste shipped out for recycling or disposal	Quantity	Name of approved hazardous waste disposal facility	Location of approved hazardous waste disposal facility	Timing	Means of transportation	Other (specify)
fridges stoves drums	150	KBL	Whitehorse	2015	truck	

10. Reuse and Treatment

Briefly describe the methods of implementing reuse of hazardous waste

N/A

Briefly describe the method of treatment and/or disposal of hazardous waste including contaminated soil.

N/A

11. Tipping Fees

Indicate the waste categories for which tipping fees are charged:
(Check all that apply)

- General Municipal Solid Waste (MSW)
- Household hazardous waste
- Industrial/commercial waste (e.g. from contractors or businesses) not including hazardous waste
- Other (specify):

Indicate the hazardous materials for which tipping fees are charged:
(Check all that apply)

- Asbestos
- Lead-acid batteries
- Glycols
- Hydrocarbon-contaminated soil, snow, or water
- Mercury-containing equipment

- Oily debris
- Ozone-depleting substances (refrigerants)
- Paints
- Propane tanks
- Fuel tanks and drums containing fuel residues
- Vehicles Containing Batteries, Fluids and Mercury Switches
- Other (specify):

12. Record-Keeping

Include the record keeping requirements related to hazardous waste management and should be filed as an annual report with the Inuvialuit Water Board (IWB) no later than the date stipulated in the water license for the previous year.

Record keeping requirements as specified in your water licence and to be included in the annual report are as following:

- A summary of the monthly and annual quantities of hazardous waste stored on site and transported off site including the location and treatment or disposal plans for the remaining quantities;
- Any problems, modifications or repairs done to the temporary hazardous waste containment facility;
- A list of spills and unauthorized discharges;
- A description of any spill training and/or other operator training carried out;
- A description of any studies requested by the Board that relate to hazardous waste management;
- Any updates and/or revisions to the approved hazardous waste management plan;
- Results of staff inspections on temporary hazardous waste containment facility including all dams, berms, dykes and control structures authorized under this licence and any corrective actions, as necessary; and
- All correspondence between the inspector and the Licensee

Describe how and where above information recorded and where are these records kept?

all information is record3ed and stored at the Hamlet Office.

13. Health and Safety

When hazardous substances are being dealt with, employee and public safety are very important. Employers must ensure that their employees are trained in safe work practices for the facility. This may include but not be limited to special handling and storage requirements of hazardous materials, Workplace Hazardous Materials Information System (WHMIS), first aid, emergency procedures, etc. Employers must also provide employees with the necessary personal protective equipment (PPE) to complete their jobs in a safe manner. PPE and safety items that should be maintained onsite include:

- Approved safety boots for solid waste facilities;
- Eye goggles;
- Gloves;
- Eye wash station;
- First aid kit;
- Fire extinguisher as approved by the Fire Marshal; and
- Work coveralls.

The following safety procedures should be obeyed in order to minimize health risks to personnel working in and around temporary hazardous waste containment facility:

- Equipment is to be kept clean;
- Protective clothing such as gloves, eye goggles and boots should be worn at all times;
- Work clothes must be kept in a designated change room and employees are to change into them when they arrive for work. Work clothes must NOT be worn home. The Hamlet's PW&S maintenance garage should be equipped with laundry facilities to wash work coveralls onsite; and
- Hands to be washed frequently; as a minimum before eating and after work.

When dismantling End of Life Vehicles (ELVs), workers should also remove items from ELVs in the following order to prevent injury and environmental damage:

- Remove the battery first to de-energize the vehicle;
- Remove refrigerants to prevent accidental release into the environment;
- Remove fuel (gasoline or diesel) in a well-ventilated area to prevent the build-up of fumes and decrease the risk of fire or explosion; and
- Remove other hazardous materials.

Public safety must also be taken into consideration, meaning all hazardous items must be kept secure in the temporary containment facility and away from public access.

Appendices

Appendix 1: Attach a map of the Hamlet



Google earth

feet 3000
km 1



Appendix 1

Appendix 2: Attach Map(s) indicating features as specified on page 4, section 3

Untitled Map

Write a description for your map.

Legend

- Aklavik
- ✈ Feature 1
- 📍 Site

SNP Site 📍

Solid Waste Site 📍

AKLAVIK ✈




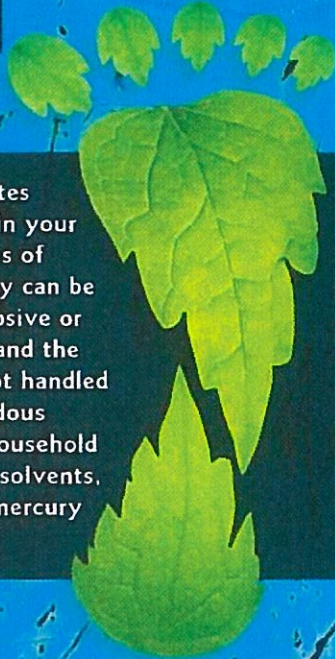
Google earth



Appendix 3: Attach a “Household Hazardous Waste Brochure” available at:
https://www.enr.gov.nt.ca/sites/enr/files/brochures/household_hazardous_wastes.pdf.

HOUSEHOLD HAZARDOUS WASTES

Household Hazardous Wastes (HHW) are products used in your home, workplace and places of leisure and recreation. They can be flammable, corrosive, explosive or toxic, and harmful to you and the environment if they are not handled properly. Household hazardous wastes are materials like household cleaners, paints, batteries, solvents, oil, pesticides, fertilizers, mercury items, and aerosol cans.



REDUCE YOUR USE!

Avoid disposal of household hazardous waste.

- Purchase only what you need
- Share leftover materials
- Choose environmentally friendly alternatives
- Visit www.lesstoxicguide.ca for environmentally friendly products

CHOOSE LESS HARMFUL PRODUCTS

- Choose products low in phosphates, chlorine, dyes and perfumes.
- Water-based (acrylic/latex) paints contain less toxic solvents and thinners.
- Pull weeds by hand or spray with natural chemicals

HHW STORAGE

All hazardous materials should be clearly labeled and stored in secure containers away from children and pets. Hazardous materials should never be stored in food containers and they should never be poured down the drain or thrown into your household garbage. Manufacturers' labels provide additional information about storage, transportation, and proper disposal.

HOUSEHOLD HAZARDOUS WASTES SHOULD BE BROUGHT TO AN HHW COLLECTION SITE



PAINTS, STAINS, AND ADHESIVES KEEP FROM FREEZING FOR RE-USE!


Newer paint (oil & acrylic/latex), stains, and some adhesives contain less toxic materials and therefore have a greater re-use potential if they have not been frozen or exposed to air for extended periods of time.

Older oil-based paints and marine paints contain greater amounts of heavy metals and solvents which are toxic to humans, animals, and the environment. Paints, stains, and adhesives should be brought to a HHW collection event for disposal.



SOLVENTS, FUEL, OIL, AND ANTIFREEZE KEEP SEPARATE AND LABEL YOUR CONTAINER!

Solvents, fuel, oil, and antifreeze contain toxic materials and should be kept in secure containers away from children and pets. Used oil can be recycled or used for heat recovery in local approved burners. Flammable liquids must be stored in clearly marked, secure containers away from sparks and flames and brought to a HHW collection event for disposal.



BATTERIES

USE RECHARGEABLE BATTERIES - SAVE MONEY!

Lead Acid Batteries Greater than 1kg

Lead acid batteries greater than 1kg (usually found in boats and automobiles) should be disposed of at an approved community facility or brought to a HHW collection event for disposal.

Rechargeable Batteries

Most rechargeable batteries, like those found in cellular phones, radios, portable tools, computers, and other electronic equipment contain toxic substances and should be disposed of through a HHW collection event or through the Rechargeable Battery Recycling Corporation (RBRC). Call 1-800-8-BATTERY or visit www.rbrc.org for more information. If you can't find a RBRC recycling box in your community, consider starting your own!

Disposable Batteries

Disposable alkaline batteries (sizes AAA - D and 9 volt) produced in North America no longer contain toxic substances, like mercury, and they are recyclable. Button cell batteries found in watches contain small amounts of mercury.

Alkaline and rechargeable batteries should be segregated and brought to a HHW collection event for disposal.

PESTICIDES

Pesticides, including insect repellents, herbicides, and wood preservatives are toxic and should be stored in secure containers to minimize human and animal exposure.

FERTILIZERS

Fertilizers are considered to have a low level of toxicity, but have the potential to react with other compounds and should always be kept away from flammable materials. Pesticides and fertilizers should be brought to a community HHW collection event for disposal.



EXPIRED MEDICATION

KEEP OUT OF THE SEWERS AND SEPTIC TANKS!

Unwanted or expired medication should be returned to the point of purchase wherever possible. Medication may also be stored in a secure container, labeled and brought to an HHW collection event for disposal.



MERCURY


Fluorescent Bulbs

Fluorescent Bulbs save energy but contain small amounts of Mercury

Thermostats and Thermometers

Thermostats and thermometers contain high amounts of mercury.

Mercury containing items should be brought to a HHW collection event or a community bulb collection facility for disposal.





PROPANE TANKS AND AEROSOL CANS

Propane tanks and aerosol cans are potential explosion hazards and are dangerous to disposal facility operators as well as the public. Check your community listings for an appropriate place to dispose of propane tanks. Aerosol cans should be stored in a secure location and brought to a HHW collection event for disposal.



**HOUSEHOLD CLEANERS
MIXING HOUSEHOLD CLEANERS CAN
PRODUCE TOXIC GASES**

Many household cleaners contain low amounts of toxic, synthetic chemicals, and other compounds. They should be stored in a secure container, away from children and pets, and should never be mixed. Unwanted household cleaners should be brought to a HHW collection event for disposal.

Another good resource for cleaner alternatives can be found at www.turi.org.



REMEMBER

Household Hazardous Waste should always be kept out of reach of children and pets, and receive proper storage, transportation, and disposal.

KEEP THIS LIST AT HAND FOR USE AT A HHW COLLECTION EVENT

- Abrasive cleaners
- Acetone
- Aerosol paints & sprays
- Air fresheners (aerosol)
- All-purpose cleaners (solvent based)
- Ammonia
- Ant/wasp spray
- Antifreeze
- Autobody filler
- Barbecue starters
- Batteries (alkaline, lead acid, rechargeable)
- Bleach
- Brake fluid
- Butane refills
- Car waxes & polishes
- Carbon tetrachloride
- Contact cement
- Degreasers (petroleum based)
- Disinfectants
- Drain cleaners
- Fertilizers
- Floor wax strippers
- Fluorescent light bulbs
- Fuel
- Fuel additives
- Grease
- Hair sprays (aerosol)
- Insecticides
- Kerosene
- Laundry stain removers
- Laundry starch
- Lighter fluid
- Liquid cleaners
- Lye
- Mildew removers
- Muriatic acid
- Nail polish & remover
- Oven cleaners
- Paint
- Pharmaceuticals
- Photographic chemicals
- Power steering fluid
- Propane gas cylinder
- Rubbing alcohol
- Septic tank degreaser
- Shoe polish
- Silver & brass polish
- Solvents, (turpentine, varnish, lacquers)
- Spot removers
- Thermostats
- Thermometers
- Toilet cleaners
- Transmission fluid
- Tub & tile cleaners
- Used oil
- Weed killers
- Windshield washer fluid
- Wood preservatives

WHERE DOES HHW GO WHEN IT'S COLLECTED?

Hazardous waste that cannot be managed locally is transported in secure containers to hazardous waste treatment facilities.

HAZARDOUS WASTES **NOT** ACCEPTED AT
HHW COLLECTION EVENTS

- ⚠ No waste from businesses, industries or institutions
- ⚠ No explosives
- ⚠ No infectious materials
- ⚠ No radioactive waste
- ⚠ No ammunition

*Special arrangements may be made if you call in advance.
Please call (867) 920-8044.

PROTECT OUR ENVIRONMENT AND KEEP
HAZARDOUS WASTE OUT OF OUR SEWERS
AND LANDFILLS!



Northwest Territories Environment and Natural Resources

March 2010