



**Hamlet of ...Aklavik.....**

**Water Licence Number: .....N3L3-0570.....**

**Municipal Water Licence**

**Annual Report for the Year .....2017.....**

**Date Prepared: ...January 31, 2018.....**

### Municipal Water Licence Annual Report

Hamlet of     Aklavik      
Licence #     N3L3-0570      
Reporting year     2017    

#### 1. Water Usage

Table 1: Monthly and annual quantities of fresh water obtained from all sources

Month	Volume from Source (m <sup>3</sup> or L)	Volume from any other Source (m <sup>3</sup> or L)
January	2,703,153	
February	2,395,883	
March	2,655,153	
April	2,462,166	
May	2,499,828	
June	2,422,892	
July	2,590,135	
August	2,334,350	
September	2,303,184	
October	2,413,735	
November	2,859,440	
December	2,426,867	
<b>TOTALS</b>	30,066,786	
<b>ANNUAL TOTAL (m<sup>3</sup> or L)</b>		
<b>% Increase or decrease from previous year</b>	-0.04	

Reasons for increase / decrease (if applicable):

Less units to serve residents moving out of community

Reasons for exceeding licensed withdrawal volumes (if applicable): N/A

General information:

## 2. Sewage Disposal

Table 2: Monthly and annual quantities of sewage discharged to the sewage disposal facilities

Month	Volume of sewage discharged (m <sup>3</sup> or L)
January	2,703,153
February	2,395,883
March	2,655,153
April	2,462,166
May	2,499,828
June	2,422,892
July	2,590,135
August	2,334,350
September	2,303,184
October	2,413,735
November	2,859,440
December	2,426,867
<b>ANNUAL TOTAL (m<sup>3</sup> or L)</b>	30,066,786
<b>% Increase or decrease from previous year</b>	-.04

## 3. Hazardous Waste Storage and Transportation

On Table 3, list the types of hazardous waste accepted into the facility including volumes.

Table 3: Monthly and annual quantities of hazardous waste stored on site and transported off site

Month	Type of hazardous waste accepted (Volume in m <sup>3</sup> or L)	Type of hazardous waste transported off site (Volume in m <sup>3</sup> or L)
January		
February		
March		
April		
May		
June		
July		
August		
September		
October		
November		
December		
<b>ANNUAL TOTAL (m<sup>3</sup> or L)</b>	0	0
<b>% Increase or decrease from previous year</b>		

If hazardous waste has been transported off site this year, please describe how it was transported and the final destination:

**No hazardous waste has been transported off site**

Please include treatment or disposal plans for the remaining quantities:

**Planning to remove steel, dead vehicles, white metals as some point currently working on identifying funding sources.**

Please describe any changes or improvements to temporary hazardous waste storage areas:

We have no storage for hazardous waste.

#### **4. Sewage Sludge Removal**

Table 4: Monthly and annual quantities of sewage sludge removed from the sewage disposal facilities and disposal location

Month	Volume of sewage sludge removed (m <sup>3</sup> or L)	Disposal location
January		
February		
March		
April		
May		
June		
July		
August		
September		
October		
November		
December		
<b>ANNUAL TOTAL (m<sup>3</sup> or L)</b>	0	
<b>% Increase or decrease from previous year</b>		



**5. Problems, Modifications or Repairs Completed During the Year on Water Supply and Waste Disposal Facilities**

*Include any changes to infrastructure of all facilities completed during the year, including any changes, repairs and modifications. Please note any problems that occurred during the year. If there are no changes, make note of that also.*

During the inspection by Lloyd Gruben this fall, he identified problems with our discharge shoots. Needed repairing and leveling. This was completed within days of notification.

**6. SNP Data**

A condition of the Water Licence is the Surveillance Network Program (SNP). The SNP outlines the sampling requirements and frequency at monitoring stations. *In table 5, insert the sites sampled during the reporting year and the sampling period (sampling date). Attach the complete Taiga Laboratory results, with your "Municipal Water Licence Annual Report" to the Inuvialuit Water Board.*

Table 5: Sampling station and sampling period

Sampling station	After break-up	Prior to freeze-up
N3L3-0570/3		August 2017

**7. Spills and Unauthorized Discharges**

*List any spills and unauthorized discharges, how and when they were reported, and clean up methods.*

No spills

**8. Spill Response Training and/or other Operator Training**

*Please provide a description of any Spill Response Training and/or other operator training carried out during the year.*

## **9. Closure and Reclamation**

*Include a description of any closure, remediation and/or reclamation activities completed during the year and an outline of any work anticipated for next year.*

No closure and removal of vehicles to be considered in the New Year

## **10. Studies Requested by the Board that Relate to Water Use, Waste Disposal or Closure and Reclamation**

*If the Board has requested that specific studies be completed or have asked for specific information be included in the annual report, include these details in this section. Include a summary report of the study completed and the results. Include as attachments with the submission of the Annual Report. Include details of any upcoming studies that will be completed by the Hamlet.*

N/A

## **11. Updates or Revisions to Approved Plans**

*Include details on any changes to approved plans such as the Solid and Sewage Waste Disposal Facilities Operating and Maintenance Plan (O&M Plan) or any other plans specific to your Water Licence.*

- *Spill Contingency Plan – Oct 2017*
- *Solid Waste Disposal Facilities Operation and Maintenance Plan – Oct.2014*
- *Sewage Disposal Facilities Operation and Maintenance Plan Oct. 2014*
- *Hazardous Waste Management Plan – no waste allowed 2017*
- *Closure and Reclamation Plan- no plan*

## **12. Inspection of Dams, Berms, Dykes and Control Structures**

*Include results of any inspections of all dams, berms, dykes and control structures related to the water intake facilities, solid waste disposal facilities, sewage disposal facilities and/or any other specific to your water licence.*

Lloyd Gruben inspected site and reported conditions of Disposal Shoot

## **13. Inspections on all Water and Waste Disposal Facilities**

*Include results of regular staff inspections on all water and waste disposal facilities authorized under this licence and any corrective actions taken, as necessary.*

Shawn Hardy has inspected facilities when he was last in the community

## **14. Correspondence between the Inspector and the Licensee**

*Include all correspondence between the Inspector and the Licensee with your annual report.*  
Attached reports by Shawn Hardy dated December 20, 2017

## **15. Other Information**

*Include any other details on waste disposal requested by the Board by November 1, of the year being reported. In this section you may include non-compliance items identified in the inspection reports and how the Hamlet is addressing them. If there are any contaminated soil piles currently in use, please list the details of containment, remediation, and progress in this section. Ongoing issues with compliance can be identified here. If the IWB is aware of ongoing problems with the licence, discussions can occur to find a resolution.*




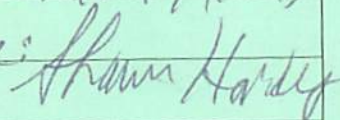
Solid Waste Disposal Site  
P.O. Box 88  
Aklavik, NT X0E 0A0

Re: Inspection under the GNWT General Sanitation Regulation

- Signs posted to indicate areas to segregate different wastes. Large metal (vehicles) wastes currently kept near lagoon.
- Overall good segregation. Piles of household wastes will need better coverage.
- No barriers or fencing currently being used to enclose the site.
- Hamlet is giving consideration to future plans for the site as it approaches capacity.

No other issues noted at time of inspection.

Person in charge: X Fred Behrens  
Signature: 

EHO: Shawn Hardy  
Signature: 

Date: December 20, 2017



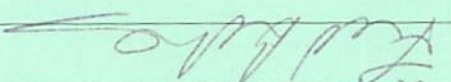
Sewage Lagoons  
P.O. Box 88  
Arkwik, NT  
X0E 0A0

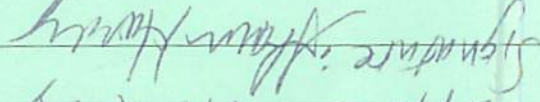
Re: Inspection under the GNWT General Emission Regulations

- 2 of loading charts present, only one in regular use.  
No leaks or issues observed.

- Observable freboard appeared acceptable.

Overall no issues observed at time of inspection.

Person in Charge: X Fred Behrens  
Signature: 

EHO: Shawn Hardy  
Signature: 

Date: December 20, 2017



Hamlet of Aklavik  
31.12.17  
**MONTHLY WATER CONSUMPTION**

Date	Residential	Commercial	Government	Total
Jan-17	1,059,940	195,947	1,447,266	2,703,153
Feb-17	942,515	200,942	1,252,426	2,395,883
Mar-17	1,030,245	220,726	1,404,182	2,655,153
Apr-17	1,023,568	146,017	1,292,581	2,462,166
May-17	996,228	165,453	1,338,147	2,499,828
Jun-17	955,508	190,673	1,276,711	2,422,892
Jul-17	966,207	363,996	1,259,932	2,590,135
Aug-17	901,255	187,066	1,246,029	2,334,350
Sep-17	926,124	163,824	1,213,236	2,303,184
Oct-17	959,525	183,185	1,271,025	2,413,735
Nov-17	905,180	737,875	1,216,385	2,859,440
Dec-17	987,134	192,279	1,247,454	2,426,867
TOTAL	11,653,429	2,947,983	15,465,374	30,066,786