



**DILLON**  
CONSULTING

HAMLET OF PAULATUK

# Solid Waste Disposal Facilities Operation and Maintenance Plan



October 18, 2017

Hamlet of Paulatuk  
Box 98  
Paulatuk, NT X0E 1N0

Attention: Mr. John Holland  
Senior Administrative Officer

**RE: Hamlet of Paulatuk Solid Waste Disposal Facilities Operation and Maintenance Plan**

Dear Mr. Holland,

Please find enclosed one (1) electronic copy of the *Hamlet of Paulatuk Solid Waste Disposal Facilities Operation and Maintenance Plan* for your review. Updates have been made to the existing draft report as per the Inuvialuit Water Board letter, dated November 3<sup>rd</sup>, 2015, and discussions with Hamlet staff.

We trust this meets your needs and expectations. Should you have any questions or immediate comments, please do not hesitate to contact the undersigned at 867.920.4555 ext. 4111 or at [gstrong@dillon.ca](mailto:gstrong@dillon.ca).

Sincerely,

**DILLON CONSULTING LIMITED**



Gary Strong, P.Eng  
Partner

GS:cj

Attachment: *Hamlet of Paulatuk Solid Waste Disposal Facilities Operation and Maintenance Plan*

Our file: 17-6028



Suite 303  
4920 47<sup>th</sup> Street  
Yellowknife  
Northwest Territories  
Canada  
X1A 2P1  
Telephone  
(867) 920-4555  
Fax  
(876) 873-3328

Dillon Consulting  
Limited

# Table of Contents

<b>1.0</b>	<b>Introduction</b>	<b>1</b>
1.1	Purpose .....	1
1.2	Site Setting .....	1
1.3	Contact Information .....	1
<b>2.0</b>	<b>Background</b>	<b>3</b>
2.1	Site Location and General Operation .....	3
2.2	Population Projections and Waste Generation Rate .....	3
<b>3.0</b>	<b>Operational Procedures</b>	<b>6</b>
3.1	Waste Disposal .....	6
3.1.1	Acceptable Waste .....	6
3.1.2	Non-Accepted Waste .....	6
3.1.3	General Household Waste .....	8
3.1.4	Animal Carcasses .....	9
3.1.5	Bulky Waste .....	9
3.1.6	Hazardous Waste Management .....	12
3.1.7	Site Records .....	29
3.1.8	Safety Procedures .....	29
3.2	Signage .....	30
3.3	Waste Inspection .....	30
3.4	Handling Unacceptable Waste .....	30
3.5	Site Personnel Duties and Responsibilities .....	31
3.5.1	Staff Duties .....	31
3.5.2	Personnel Training .....	33
<b>4.0</b>	<b>Maintenance Procedures</b>	<b>34</b>
4.1	Maintenance and Inspection of Solid Waste Facility .....	34
4.2	Storage Maintenance .....	34
4.3	Collection Maintenance .....	34
4.4	Equipment Maintenance .....	35
4.5	Building .....	35
4.6	Fencing .....	35
4.7	Access Road Maintenance .....	35

4.8	Compaction and Cover of Wastes .....	35
4.9	Runoff and Drainage Control .....	36
4.10	Nuisance Control .....	36
4.10.1	Litter Control .....	36
4.10.2	Odour Control .....	36
4.10.3	Bird and Wildlife Control .....	36
4.11	Indiscriminate Dumping.....	37
4.12	Fire Maintenance .....	37
<b>5.0</b>	<b>Surveillance Network Program</b> .....	<b>38</b>
5.1	Program Description.....	38
5.1.1	Record of Sampling Events .....	38
5.2	Sample Collection and Analysis.....	39
<b>6.0</b>	<b>Site Records</b> .....	<b>40</b>
<b>7.0</b>	<b>Health and Safety</b> .....	<b>41</b>
7.1	Worker and Public Safety .....	41
7.2	Environmental Health and Safety .....	42
<b>8.0</b>	<b>Site Access Control</b> .....	<b>43</b>
8.1	Contact Numbers .....	43
8.2	Site Access.....	43
<b>9.0</b>	<b>Emergency Response</b> .....	<b>44</b>
9.1	Emergency Contact Numbers .....	44
9.2	Fire Response Plan .....	44
9.3	Bear Safety .....	44

## Figures

Figure 1: Municipal Boundaries of the Hamlet of Paulatuk .....	2
Figure 2: Area Method of Disposal .....	8
Figure 3: Vehicle Ready for Dismantling.....	2
Figure 4: Absorbent Material Placed over Spilled Vehicle Fluids.....	2
Figure 5: Example of Plastic Totes Used for Collection of Vehicle Fluids - Not Used for Gasoline .....	3
Figure 6: Vehicle Hulks Ready to be Crushed .....	3
Figure 7: Vehicle Crusher in Operation .....	4

Figure 8: Example of "Logged" Metal.....	4
Figure 9: Example of Gasoline Collection System.....	5
Figure 10: Using Hand Pump .....	6
Figure 11: Assorted Mercury Freezer Switches for Disposal .....	6
Figure 12: Chest Freezer Light with an Inline Mercury Switch (Glass Ampule) .....	7
Figure 13: Washing Machine Mercury Switch .....	7
Figure 14: Gas Safety Valve Control, Gas Safety Valve Capillary Tube and Safety Valve Sensor Bulb from Gas Range .....	7
Figure 15: Sump Pump Float Containing Mercury .....	8
Figure 16: Example of Removing Light Assembly Containing a Mercury Switch .....	8
Figure 17: Mercury Pellet from Vehicle Convenience Light Stockpiling.....	9
Figure 18: Fluorescent Lamp Unit with Exposed Lamp Ballasts .....	9
Figure 19: Refrigerant Evacuation Unit .....	10

### Tables

---

Table 1: Contact Information.....	1
Table 2: Estimated Cumulative Municipal Solid Waste Generation Rates for Paulatuk .....	4
Table 3: Typical Landfill Waste Composition in the NWT.....	5
Table 4: Frequency of Inspection/Maintenance Activities at Sewage Treatment Facility.....	34
Table 5: SNP Solid Waste Facility Sampling Stations.....	38

### Appendices

---

A	Sewage and Solid Waste Site Plan
B	Hazardous Waste Site Record
C	SNP Sampling Locations
D	PCB Regulations
E	Household Mercury Switch Manual

### References

---

## 1.0 Introduction

### 1.1 Purpose

The purpose of this plan is to assist the Hamlet of Paulatuk personnel with the operation and maintenance of their solid waste facility. The plan has been developed according to the requirements of the Inuvialuit Water Board and is based on the *Guidelines for the Preparation of an Operation and Maintenance Manual for Sewage and Solid Waste Disposal Facilities in the Northwest Territories* (Duong and Kent, 1996).

This Operation and Maintenance Plan should act as the protocol reference in day-to-day facility operations. Therefore, it should be readily available for all facility staff at all times.

### 1.2 Site Setting

The Hamlet of Paulatuk is located at 69°21'N and 124°04'W, along the southern coast of Darnley Bay. The Hamlet is approximately 400 km air east from Inuvik and 855 km air northwest from Yellowknife. Located in an area of continuous permafrost, the Hamlet of Paulatuk is dominated by glacial till, and marine sands and silt. The daily mean temperature in July is 10.0°C while the daily mean temperature in January is -25.0°C, based on NWT Bureau of Statistics (2017) average monthly temperature data for 2006 – 2015. Average yearly rainfall is 92.9 mm and average yearly snowfall is 131.8 cm. The climate is characteristic subarctic.

The Hamlet has an airport, but no road access. Therefore, supplies are shipped in annually via barge or by plane. Figure 1 outlines the municipal boundaries Paulatuk.

### 1.3 Contact Information

The individuals responsible for the Operation and Maintenance of the Paulatuk Solid Waste Disposal Facilities are presented in Table 1:

Table 1: Contact Information

Name	Role	Phone
John Holland	Senior Administrative Officer	867-580-3531
Keith Dodge	Hamlet Foreman	867-580-3039
Keith Ruben	Fire Chief	867-580-3091



Figure 1: Municipal Boundaries of the Hamlet of Paulatuk

*\*Image retrieved from the Department of Municipal and Community Affairs, GNWT, July 2015*



## 2.0 Background

### 2.1 Site Location and General Operation

Paulatuk's solid waste disposal site is located adjacent to the sewage lagoon, approximately 2 km southwest of the community. The site features both a municipal solid waste and bulky waste disposal area. Municipal solid waste is stored in cells and covered with overburden as required. Bulky waste is stored on site and is sorted into various categories (batteries, barrels, appliances, etc.). There is an area of unsorted bulky waste that the Hamlet intends to sort as part of the upgrades to the site. Also, as part of planned upgrades, the Hamlet intends to develop a hazardous waste storage area. Appendix A shows the solid waste and sewage lagoon site plan.

Solid waste is collected from the community by a truck twice weekly, with increased pick-up as required during peak times of the year. Solid waste collection is not performed by contractors or sub-contractors, as the Hamlet itself performs these functions. The Hamlet currently has one solid waste collection truck in operation, with an estimated capacity of 3.5 m<sup>3</sup>. There is only one public access road to the disposal site, however, public access to the site is unrestricted, as the gate is not secured after regular operating hours. There is a partial fence along the north end of the site.

### 2.2 Population Projections and Waste Generation Rate

Population projections for the Hamlet of Paulatuk were obtained from the Northwest Territories Bureau of Statistics (2017). Population projections for the Hamlet of Paulatuk obtained from the Northwest Territories Bureau of Statistics (2017) indicate that the Hamlet will experience negative population growth after 2020. Population projection data is available to 2035. In accordance with MACA guidelines, a 0.5% increase in population projection is to be considered for all communities that are expected to experience negative population growth. Table 2 details cumulative waste for the Hamlet of Paulatuk under two conditions: at a per capita generation rate of 0.015 m<sup>3</sup>/c/d (MACA standard) and at a rate of 0.0042 m<sup>3</sup>/c/d (calculated based on historic fill data and on-site observations at the Hamlet solid waste disposal facility).

$$V_{year} = 365VP_1(1 + G) + 0.084VP_1^2(1 + G)^{2n}$$

$$V_n = \frac{365VP_1}{\ln(1 + G)} [(1 + G)^{PH+1} - (1 + G)] + \frac{0.084VP_1^2}{2\ln(1 + G)} [(1 + G)^{2PH+1} - (1 + G)^2] + [365VP_1(1 + G) + 0.084VP_1^2(1 + G)^2]$$

Where:

$V_{year}$  is the annual production of residential waste (m<sup>3</sup>/year);

$V_n$  is the residential volume produced in  $n$  years;

$V$  is the average residential volume (m<sup>3</sup>/person/day);

$P_n$  is the population in the  $n^{\text{th}}$  year ( $P_1 = 1^{\text{st}}$  year);

$PH$  is the planning horizon in years (30 years); and

$G$  is the growth rate (persons/year or decimal percent).

Table 2: Estimated Cumulative Municipal Solid Waste Generation Rates for Paulatuk

Year	Population Projection	Paulatuk – Cumulative Solid Waste at Year End – Compacted & Covered (m <sup>3</sup> )	MACA – Cumulative Solid Waste at Year End – Compacted & Covered (m <sup>3</sup> )
2016	327	436*	436*
2020	334	836	3,311
2025	342	1,239	6,989
2030	350	2,267	10,767
2035	359	3,322	14,647
2040	367	5,519	18,633

\*Accumulated waste in municipal cell at end of 2016

There is no mining or exploration activity nearby and there is no known unauthorized industrial dumping. Household wastes are generally placed in the active cell, and remain unburied. Some hazardous wastes are kept together in the maintenance garage, however some wastes including paint and vehicle batteries are disposed of at the solid waste facility. Vehicles disposed on site still currently contain their hazardous fluids. Bulky wastes are generally well sorted and there is a great variety in type and size. Animal carcasses are incinerated on an as-needed basis. There is no recycling at the facility.

There has not been a waste composition study done at the Paulatuk Solid Waste Facility. However, the *Guidelines for the Planning, Design, Operations and Maintenance of Modified Landfill Sites in the NWT* (Kent, Marshall, & Hawke, 2003) has provided a break-down of the typical waste composition for solid waste facilities in the NWT and it has been assumed that the Paulatuk Solid Waste Facility would have a similar composition, as shown in Table 3.

Table 3: Typical Landfill Waste Composition in the NWT

Type of Waste	Percentage by Weight
Food Wastes	20.3
Cardboard	9.8
Newsprint	2.4
Other Paper Products	14.8
Cans	4.4
Other Metal Products	6.2
Plastic, Rubber, Leather	14.0
Glass, Ceramics	5.7
Textiles	3.8
Wood	9.9
Diapers	3.8
Dirt	4.9
Total	100.0

*\*Details may not add to totals due to averaging and rounding*

## 3.0 Operational Procedures

### 3.1 Waste Disposal

The purpose of the solid waste facility is to take waste from the Hamlet of Paulatuk and dispose of it in a safe and environmentally conscious manner. The following sections describe what types of waste are acceptable and what types are unacceptable. Additionally, agreements should be set up for all waste accepted from parties external to the Hamlet of Paulatuk, such as contractors and industrial companies.

#### 3.1.1 Acceptable Waste

The site operator will ensure that the solid waste site accepts only the materials that it has been designed to handle and that all waste is deposited in the designated areas. Any exceptions must be reviewed and approved by regulatory agencies.

The following items are acceptable for disposal at the solid waste site:

- Non-recyclable plastic, metal, and paper wastes; packaging; cardboard; newsprint; food; rubber; leather; glass; wood; from residential, commercial or industrial premises;
- Animal and vegetable (organic) waste material;
- Sweepings, clothing and textiles, and discarded household utensils;
- Furniture and major appliances;
- Non-salvageable metals;
- Construction & Demolition wastes (provided the waste is not a hazardous or banned material);
- Vehicle hulks; and
- Tires.

#### 3.1.2 Non-Accepted Waste

Wastes which present a danger at the solid waste facility, require special disposal techniques, or may interfere with the level of service to the public, are not acceptable for disposal. In some cases, wastes which are acceptable in small quantities may not be acceptable in large quantities from a single generator because they may cause the level of service to other users to deteriorate and cause handling problems at the site and increased environmental liability. To some extent, the acceptability of large quantity wastes must be at the site owner's discretion, depending on the ability to accommodate disposal without deterioration in the level of service. In cases where unacceptable wastes are identified, site staff will attempt to identify allowable management alternatives to material haulers.

All wastes which pose potential safety or environmental problems cannot be listed in their entirety. The site owner and site personnel in general must be wary of accepting wastes which could cause future operational problems and must watch for the inclusion of unacceptable wastes in regular loads of refuse.

The following items are not acceptable for disposal at the solid waste site:

- Pathogenic wastes;
- Radioactive wastes;
- Hazardous wastes;
- Asbestos;
- Batteries;
- Used oil; and
- Any other materials not listed as acceptable or conditionally acceptable with the approval of the senior administrative officer (SAO).

Of the above listed items, the following should be placed in temporary hazardous waste containment area of the solid waste facility for storage until they can be shipped off site for proper disposal:

- Hazardous wastes (e.g. pesticides, insecticides, oil-based paint, anti-freeze, small flammable or explosive containers, mercury thermometers and switches);
- Batteries; and
- Used oil (must be placed in approved storage containers and stored in the designated area for hazardous waste).

The solid waste facility should be divided into sections for disposal of different types of waste. Each section may then be divided into smaller sections depending on the intended use. The main sections that should be located in the solid waste site are:

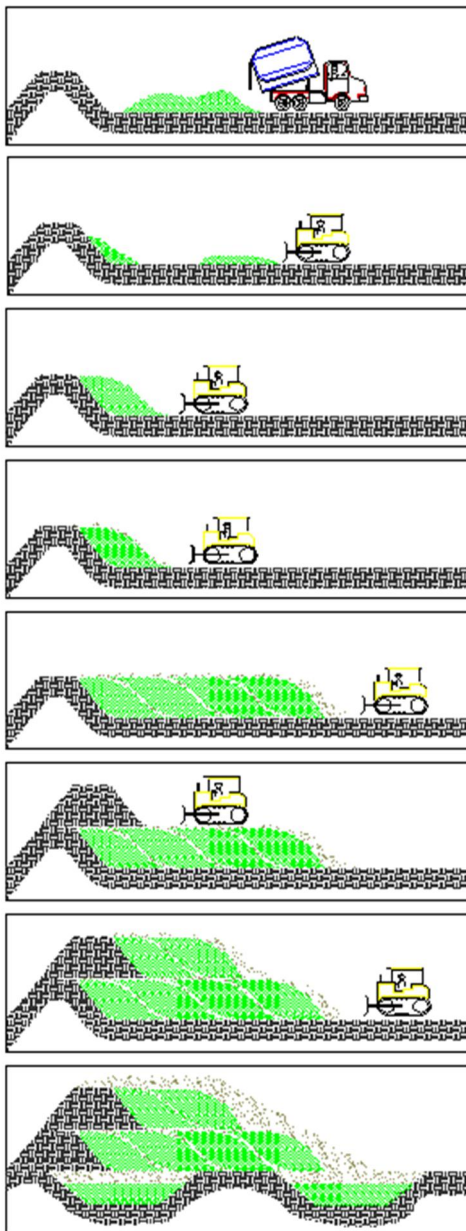
- General Household Waste;
- Animal Carcasses;
- Bulky Wastes;
- Hazardous Materials; and
- End of Life Vehicles.

## 3.1.3

## General Household Waste

Currently, the area method of disposal is in use at the solid waste facility.

Figure 2 describes the area method of disposal. Two cells are in use, to separate municipal domestic waste, and waste from the Hamlet's Northern Store.



1. Build a 2 m high berm in the general household waste disposal area. Dump collected general household waste in front of berm.

2. Drive over garbage 3 to 5 times to compact. Work garbage up the berm a little at a time to pack it.

3. Alternate between dumping and packing garbage until packed garbage is 2 m high.

4. When finished compacting and piling garbage for the day, cover the pile immediately with a 300 mm thick layer of granular cover material and compact.

5. Continue to pile garbage against the berm covering the garbage pile at the end of every day. If during the day, the garbage pile reaches 3 m in width, cover with a 300 mm thick layer of granular material and continue packing garbage. Be sure to cover packed garbage at the end of the day.

6. When there is no more space available, cover the entire garbage pile with an extra 300 mm thick layer of granular material. Compact and add more granular material until the top is level. Build a second berm on top of the garbage pile as shown.

7. Continue until no more space is available.

8. Pack a 600 mm thick layer of granular material over the entire pile and compact. Dome the top of the pile to allow runoff of excess water from rain and snow.

Figure 2: Area Method of Disposal

### 3.1.4 Animal Carcasses

Hamlet crews are responsible for incinerating animal carcasses on a daily basis. All animal carcasses are to be deposited in a marked pit within the fenced in area of the solid waste site. The pit will be clearly labelled and a gravel pile to use for cover material will be stockpiled beside it. Any carcass found within the solid waste site that has not been placed in the pit, will be removed and placed in the pit by Hamlet crews. Incinerated animal carcasses must be disposed of in designated animal pit and covered with fill material periodically to deter any wildlife and other nuisances. The pit should be maintained by the routine addition of the stockpiled material to prevent odours. When the stockpiled material has been used up, Hamlet crews will gather more granular material and stockpile it next to the pit. Carcasses must be incinerated/buried immediately as their odours will attract wildlife to the solid waste site. There is no perimeter fencing around the facility, therefore proper carcass management is crucial to mitigate risks of wildlife threats to Hamlet crews and the general public.

### 3.1.5 Bulky Waste

The bulky waste site is located at the solid waste facility and should be divided into separate areas for various types of waste. These areas might include:

- White Goods (Appliances);
- Vehicles (Snowmobiles, ATVs, Cars, Trucks);
- Tires;
- Waste Barrels;
- General Metals; and
- Wood Products.

#### 3.1.5.1 White Goods (Appliances)

White goods are larger household appliances such as fridges, freezers, stoves, microwave ovens, washers, dryers and hot water heaters. These items will be placed in a separate pile so they can be collected and shipped south for reclamation purposes. These appliances may contain hazardous materials such as refrigerants, mercury switches, ballasts and capacitors all of which must be removed before the appliance can be stored in the non-hazardous waste area of the solid waste site. More details on removal and disposal of refrigerants, mercury switches, ballasts and capacitors are described in Section 3.1.6.

#### 3.1.5.2 Vehicles (Snowmobiles, ATVs, Cars, Trucks)

Prior to storing End-of-Life Vehicles (ELVs), the solid waste site must have a space dedicated to storing and inspecting vehicles when they arrive on site. Based on the National Code of Practice (2008), there is no requirement for this area to be paved. Once all hazardous materials have been removed, there must be an area designated for the storage of vehicle hulks. Hulks may be salvaged for useable or recyclable parts. Once the hulks have no more "salvage" value, they may be crushed and shipped south for recycling. Although Paulatuk does not have a crusher, there is a possibility for a crusher to rotate to the area for a designated period. Therefore, it is advisable that ELV's be drained and stripped of their hazardous materials, so that they are ready for crushing well in advance (Figure 3).

All spills must be cleaned up and any contaminated soils and cleaning materials must be disposed of as hazardous waste, unless materials are tested and shown not to be hazardous. Vehicles should be checked for leaks as they arrive to prevent soil and water contamination in the vehicle storage area. Runoff from the storage area caused by precipitation (rain, snow, etc.) must not be contaminated (National Code of Practice, 2008). Methods to collect and treat runoff may be required. This may include obtaining regulatory approval for the facility from the applicable agencies.

All hazardous fluids must be removed from ELVs before storing at the solid waste site or crushing. If these materials are not removed, hazardous materials may be released thus contaminating the surrounding area and leaking further into the environment. To ensure safe removal of all hazardous items, the vehicle's battery should be removed first, followed by refrigerants (if present) and thirdly fuel. The order of removal thereafter is not significant. Hazardous items that must be removed include:

- Battery;
- Refrigerants;
- Gasoline or Diesel;
- Antifreeze;
- Brake Fluid;
- Engine Oil;
- Transmission Fluid;
- Power Steering Fluid;
- Differential Fluid (if present);
- Windshield Washer Fluid;
- Mercury Switches (found in ABS brakes, convenience lighting); and
- Lead (battery connectors, wheel weights).

Please refer to Section 3.1.6 for proper handling and storage techniques for the listed hazardous materials.

The space used for removing hazardous materials and dismantling vehicles should have a non-permeable base, such as concrete or poly liner, to provide an easy cleaning surface and to prevent spilled fluids from contaminating the environment. The space should be covered to protect it from the weather and to prevent spilled materials from being washed into the environment. The concrete pad should be high enough to prevent flooding during rainstorm events. An alternate for smaller/temporary locations is to undertake work outdoors in dry warm weather only upon an impermeable working surface. The constructed temporary vehicle fluid recovery area should consist of, for example, a protective sand layer/poly liner/sand layer covered with a plywood working surface. Absorbent materials should be on hand at all times to clean up any spills (Figure 4).



Hazardous fluids must be stored in proper containers and separated appropriately (Figure 5). These containers should be kept in the vehicle dismantling area, and stored on the concrete pad. This will provide easy access to the containers when draining fluids from vehicles. Storing in this area will also provide protection from the weather and a non-permeable surface to store the containers on. Fuels must be stored in a separate well-ventilated area of a building or outdoors protected from the weather (British Columbia Ministry of Environment, 2008). Contact Bill Ruben, Fire Chief, for specific instructions on the storage of fuels. Please refer to Section 3.1.6 for proper handling and storage techniques for each hazardous material.

Crushing of vehicles is intended to reduce the volume for shipping (Figure 6, Figure 7). Crushing may consist of flattening a vehicle hulk or logging. Logging a vehicle hulk consists of compressing the hulk into a rectangular cube (Figure 8). A crusher may be brought to site and operated by a third-party when quantity of hulks warrant. If so, the crushing area must be large enough to accommodate the crusher and also have a space designated for the storage of crushed vehicle hulks. According to the National Code of Practice (2008) and the British Columbia Ministry of Environment (2008), the following items should be completed in conjunction with crushing operations:

- All hazardous materials must be removed from the vehicles prior to crushing;
- Any spills must be cleaned up immediately and all contaminated soil and cleaning materials must be disposed of as hazardous waste (unless tested and shown otherwise);
- Any water resulting from the crushing operations should be treated through oil absorbent filters; and,
- Once the crusher has been removed from site, the site should be cleaned and debris removed to designated locations.

Hamlet crews will be responsible for checking vehicle hulks stored at the solid waste site to ensure all batteries and fluids are removed. If they are not, Hamlet crews will remove hazardous components following the proper procedures and order described above.

Once per year, Hamlet crews are to remove pieces from the vehicle storage pile that are no longer useful or recyclable. These pieces can then be crushed and placed in the appropriate waste piles.

### 3.1.5.3

#### Tires

Tires are not considered to be hazardous waste and so may be stored in a designated area of the bulky waste site. However, they are flammable and burning of tires produces heavy toxic smoke which poses a serious health hazard to residents of the Hamlet. Care must be taken to prevent fires within the bulky waste site. Burying of tires is not necessary. Solid waste sites that have buried tires in the past have found that through natural processes (such as freezing and thawing of the ground) tires have resurfaced (Murray, Depository Services Program, Government of Canada, 2002). Once the amount of used tires in the solid waste site becomes unmanageable, they should be shipped to a southern facility equipped to recycle old tires.

## 3.1.5.4

## Waste Barrels

Waste barrels are to be cleaned and crushed before they can be placed in the crushed barrel pile. Barrels that previously contained hazardous materials (fuel, oil, etc.) must be cleaned by one of the following methods: solvent rinsing, steam cleaning or high pressure rinsing with the use of the appropriate cleaning solvents. This may be completed by contracting a commercial cleaning company (Environmental Protection Division, Environment and Natural Resources, 2008). Prior to cleaning the barrels, liquids held within the barrels must be identified by appropriate testing methods. Hazardous liquids must be stored in appropriate storage containers in the designated hazardous waste area of the solid waste facility and crated to be shipped out appropriately.

## 3.1.5.5

## Waste Metal

All other metal debris is to be placed within a general metals storage area. Metal scraps no longer useful for recycling purposes may be compacted and buried as per the area method. Useful metal material may be placed in this area separate from the non-useful metal material to facilitate the reuse of useful materials.

## 3.1.5.6

## Wood Products

Scrap wood products will be placed in the designated area at the solid waste facility. Residents will be encouraged to deposit wood products they do not want in this area for recycling and reuse by others. Any wood products found within the solid waste site that are not placed in the appropriate pile will be removed promptly by Hamlet crews and placed in the wood products area.

## 3.1.6

## Hazardous Waste Management

Hazardous wastes include waste such as paint, waste oil, waste fuel, mercury thermometers and switches from household appliances, capacitors and ballasts, antifreeze, propane tanks, small flammable or explosive containers, etc. These items should be stored within a marked and separate area located at the solid waste site, until the wastes can be properly crated and shipped to an appropriate disposal facility. It is imperative that these wastes be kept separate from each other and that NO mixing of these materials is to occur.

Hamlet crews are responsible for segregating and depositing household hazardous waste materials into the designated areas. Hamlet crews must be properly trained to follow safe hazardous waste segregation procedures. Any hazardous materials not stored in the proper area must be removed and placed in the appropriate storage area by Hamlet crews. Hamlet crews will also be responsible for properly crating hazardous material for shipment.

Only properly trained personnel should handle hazardous materials. Please contact the Workers' Safety Compensation Commission (toll free: 1-800-661-0792) for further information on obtaining proper training and certification to handle such materials.

## 3.1.6.1

## Waste Batteries

**Collection**

Waste batteries include vehicle batteries from cars, trucks, snowmobiles, etc. A vehicle's battery should be removed first in order to de-energize the ELV. This will allow for safer removal of all other materials from the vehicle. Waste batteries from ELVs contain corrosive fluids and heavy metals that may contaminate the environment if not stored and disposed properly (Department of Sustainable Development, Government of Nunavut, 2002). Therefore all waste batteries from ELVs must be removed during the dismantling process.

**Stockpiling**

Waste batteries should be stored in a leak-proof drum (metal or plastic) with a secured lid to protect batteries from rain and snow. Batteries may be stacked, but a layer of cardboard or plywood must be placed between the layers of batteries. If batteries are stacked without cardboard or plywood between the layers, there is the potential for the batteries to short and cause an electrical fire. The batteries must be secured to the pallets by nylon straps and must not be stacked more than two batteries high. A polyethylene containment liner must be used and must be large enough to place under the batteries and then wrap around them to create a sealed containment unit (Department of Sustainable Development, Government of Nunavut, 2002).

**Disposal**

Waste batteries may be sent to recycling facilities in southern Canada. The solid waste site operator will have to contact a recycling/disposal facility and make arrangements for that facility to receive the waste batteries. Please contact the appropriate transport authority (marine, rail, road) for appropriate shipping and transportation instructions of waste batteries. Proper packaging and labels will be required prior to transport out of the Hamlet.

The site operator should contact the Transportation of Dangerous Goods Northern Regional Office at 1-888-463-0521 to ensure that the batteries are properly crated and have the appropriate labels prior to shipping. Ensure that manifests and transportation records are kept onsite.

Please refer to the *Guideline for Management of Waste Batteries* found on the Environmental and Natural Resources, Government of Northwest Territories website for further instructions on the collection, storage and disposal of waste batteries:

<http://www.enr.gov.nt.ca/sites/enr/files/guidelines/batteryguideline.pdf><sup>1</sup>.

<sup>1</sup> Last accessed September 1, 2017

## 3.1.6.2

## Used Oil and Waste Fuel

According to the *Used Oil and Waste Fuel Regulations Plain Language Guide* (Department of Environment and Natural Resources, Government of Northwest Territories, 2003) used oil is defined as “any heavy, hydrocarbon-based lubricating oil that has become unsuitable for its original purpose”. Examples of used oil include: crankcase oil, hydraulic fluid, automatic transmission fluid and gear oil (Department of Environment and Natural Resources, Government of Northwest Territories, 2003). In the same document, waste fuel is defined as “flammable or combustible hydrocarbon that has become unsuitable for its original purpose”. Examples of waste fuel include: gasoline, diesel fuel, furnace fuel, aviation fuel, kerosene and naphtha (Department of Environment and Natural Resources, Government of Northwest Territories, 2003).

As waste fuels and waste oils are different substances, each requires separate and specific disposal techniques. The following paragraphs describe the collection, storage and disposal options for both waste fuels and waste oils.

Waste Fuel**Collection**

Waste fuel pertains to fuels such as gasoline and diesel. These fuels should be collected and stored separately in dedicated containers (Figure 9). Do not mix gasoline and diesel. Fuels that are still usable (i.e. gasoline that has not gone stale) may be used in onsite vehicles. Stale gasoline cannot be used in vehicles as it may cause damage and must be handled and disposed of as a hazardous waste (British Columbia Ministry of Environment, 2008). Stale gasoline can often be identified by a bad smell caused by degradation of the fuel.

Gasoline can be dangerous as it is flammable and may catch on fire or explode if it comes into contact with a spark or ignition source. Gas should be removed in a well-ventilated area and stored outside of the dismantling area. Remove gas using a suction system specifically designed for the removal of gasoline. Do not use a plastic hand pump as this may cause a build-up of static electrical charge and may lead to fire or explosion. Do not puncture holes in a tank to drain gasoline or diesel; this may result in leaks or spills (National Code of Practice, 2008; British Columbia Ministry of Environment, 2008).

**Stockpiling**

Usable fuel may be stored in storage containers approved for the specified type of fuel and reused in onsite vehicles. These containers must be kept in a well-ventilated area outside of the dismantling area to prohibit fume build-up and decrease the risk of fire. Stale gasoline and waste fuel must also be stored in approved containers in a well-ventilated area outside of the dismantling area and must be labelled as waste/unusable fuels. Secondary containment should be provided. If stored outdoors, these containers should be protected from rain and snow. Contact the Fire Marshal for approval of fuel and waste fuel storage locations.

## Disposal

Usable fuel should be reused where possible to decrease the amount of waste fuels to be transported offsite. This will decrease shipping and disposal costs. Waste fuels and stale gasoline must be collected and transported offsite. These fuels will need to be transported offsite by a licensed Transportation of Dangerous Goods shipper. Arrangements will have to be made with the shipping company to complete the appropriate manifests and have the approved packaging for transportation offsite. Records of manifests must be kept onsite for a minimum of two years.

## Waste Oils and Fluids

### Collection

Waste oils found in ELVs include: engine oil; transmission, power steering, and brake fluids; and differential oil. According to the National Code of Practice (2008), brake, transmission and power steering fluids may be mixed with waste oil. However, based on information from Yukon Environment (2005) and Missouri Department of Natural Resources (1997) due to chlorinated compounds that may be found in some brake fluids, it is recommended that brake fluid not be mixed with waste oils.

It is recommended that brake fluid be collected with a dedicated pump and stored separately from other oils. Other oils i.e. engine, transmission, power steering and differential can be collected using a common pump and stored in a mixed oil container. Brake fluid should be tested when the brake fluid storage container is full to determine chlorinated content and end disposal.

Waste oils can be collected by draining from the vehicle components or by using a hand pump. When draining, use a drip pan to collect the fluids (Error! Reference source not found.). Once all the fluid has been drained from the component, replace the drain plug, empty the fluid into the designated and marked storage container. For differentials, replace all removed bolts to prevent leakage.

When using a hand pump to remove fluids, ensure that each fluid (aside from oils such as engine, transmission, power steering and differential) has a dedicated hand pump (Figure 10). Do not use the same hand pumps for brake fluid, antifreeze, windshield washer fluid, etc. Once all fluid has been drained, empty the container of each pump directly into the designated storage container.

### Stockpiling

Waste oil may be stored in steel drums or plastic containers. Both types of containers must have proper fitting lids. These containers may be kept in the dismantling area within a secondary containment unit. According to the British Columbia Ministry of Environment (2008), steel drums are recommended over plastic containers as plastic tends to degrade over time and could potentially cause a leak or spill.

### Disposal

Waste oil can be disposed of in different ways, however the most appropriate disposal methods for the Northwest Territories include transportation to a recycling facility or used as fuel in a waste oil furnace. Transporting to a recycling facility will involve shipping waste oil out of the community via barge or plane. Hazardous waste/recyclable manifests will need to be completed.

Use of waste oil as a fuel in an approved furnace will eliminate the need to ship waste oil to a southern recycling facility. However, before burning waste oil, the composition of the waste oil must be known (i.e. what type of waste oil is it, what other waste oils or waste fluids are mixed in with the waste oil) and it must be determined that the waste oil is safe for use in an approved waste oil furnace. In the event that a waste oil furnace is not available, some waste oils may be burned on-site in an approved incinerator. This task would involve contracting out to a contractor trained in burning and disposing of waste oils. The contractor must be knowledgeable about what types of waste oils may be burned in the incinerator. The contractor would bring in an approved incinerator to Paulatuk and burn the waste oils appropriate for burning on-site. Any unknown waste oils or fuels will have to be tested by an approved laboratory to determine their composition prior to incineration or shipment out of the Hamlet. Other waste oils not suitable for use in a waste oil furnace or burning in the incinerator will be properly packaged for shipment to an approved disposal facility. The site operator should contact the Transportation of Dangerous Goods Northern Regional Office at 1-888-463-0521 to ensure that all waste oils are properly crated and have the appropriate labels prior to shipping. Waste must only be transported to an approved user/recycler of waste oil.

All barrels containing waste oils or fuels and all barrels that have not been properly cleaned must be stored in a designated area at the solid waste site.

For further information refer to the *Used Oil and Waste Fuel Regulations Plain Language Guide* located on the Department of Environment and Natural Resources, Government of Northwest Territories website at: [http://www.enr.gov.nt.ca/sites/enr/files/guidelines/used\\_oil\\_guide.pdf](http://www.enr.gov.nt.ca/sites/enr/files/guidelines/used_oil_guide.pdf).<sup>2</sup>

#### 3.1.6.3

### Brake Fluid

#### Collection

Brake fluid may be collected using a hand pump as described for the collection of waste oils. The fluid should then be disposed of into a container designated specifically for brake fluid.

Depending on the end disposal methods of the collected waste oil, brake fluid should not be mixed with waste oil as it may contain chlorinated compounds. Chlorinated compounds when burned in a waste oil burner may cause smoke, fumes or problems with the waste oil burner (Yukon Environment, 2005 and

<sup>2</sup> Last accessed September 1, 2017

Missouri Department of Natural Resources, 1997). According to the Missouri Department of Natural Resources (1997), brake fluids may contain chlorinated compounds if:

- An older brake fluid manufactured using chlorinated compounds was used; or,
- It had become contaminated from brake cleaners that contain chlorinated compounds.

To be sure, the solid waste facility operator may want to use a test kit to determine whether or not the used brake fluid contains chlorinated compounds. The facility operator will have to contact the waste oil recycler/disposal company to determine if they will accept waste oil mixed with brake fluid that may contain chlorinated compounds (Missouri Department of Natural Resources, 1997).

#### Stockpiling

Brake fluid may be stockpiled in approved clearly labelled containers until it can be shipped out by barge. Waste brake fluid should be kept separate from other waste oils unless the solid waste facility operator has contacted the recycling/disposal company and has confirmed with them that adding brake fluid to the waste oil is acceptable.

#### Disposal

Waste brake fluid must be shipped out of the community by annual barge by a licensed Transportation of Dangerous Goods shipper. Brake fluid must be sent to a proper disposal/recycling facility and arrangements with the facility to accept brake fluid must be made prior to shipping.

#### 3.1.6.4

#### Waste Solvents

Waste solvents are liquids that are generally derived from petroleum or alcohol based products and may be flammable or toxic (Environmental Protection Service, Department of Sustainable Development, Government of Nunavut, 2002). They must be handled only by properly trained personnel. For further information please refer to the *Guideline for the Management of Waste Solvents* located on the ENR Government of Northwest Territories website at:

<http://www.enr.gov.nt.ca/sites/enr/files/guidelines/solvents.pdf>.<sup>3</sup>

#### 3.1.6.5

#### Antifreeze

Antifreeze is a liquid used to lower the freezing point of water. It must be handled and stored with care as it is a toxic compound.

#### Collection

Antifreeze may be collected by using a hand pump to remove it from the ELV. It must be stored in a clearly marked steel drum or plastic container and must not be mixed with other waste fluids such as oils, windshield washer fluid, brake fluid, etc. Water contaminated by antifreeze must not be put through an oil/water separator as a method of treatment. Oil/water separators do not remove

<sup>3</sup> Last accessed September 1, 2017

antifreeze from water and if discharged through an oil/water separator the antifreeze may be released into the environment (British Columbia Ministry of Environment, 2008).



### Stockpiling

Waste antifreeze must be stored in an appropriate container with a secure lid. Containers should be stored within a secondary containment area that does not have a drain, thereby preventing the release of antifreeze into the environment. Antifreeze that is reusable can be used within other operating vehicles (British Columbia Ministry of Environment, 2008). Unusable antifreeze must be kept separate and stored until it can be shipped out of the community.

### Disposal

Antifreeze must not be disposed into the environment as it is toxic to humans and animals and may contaminate the soil and water. It must be stockpiled until it can be shipped to a proper disposal facility. Transportation and manifest records of shipments of waste antifreeze must be kept onsite for a minimum of two years (British Columbia Ministry of Environment, 2008).

Antifreeze must not be disposed of in sewage lagoons as it may kill the bacteria responsible for the sewage treatment process (Environmental Protection Service, Department of Sustainable Development, Government of Nunavut, 2002). For further information please refer to the Guidelines for Management of Waste Antifreeze located on the Environment and Natural Resources, Government of Northwest Territories website at: <http://www.enr.gov.nt.ca/sites/enr/files/guidelines/antifreezeguideline.pdf>.<sup>4</sup>

#### 3.1.6.6

### Windshield Washer Fluid

#### Collection

Windshield washer fluid is a toxic substance that must be drained from all ELVs prior to crushing. Remove washer fluid from ELVs by using a dedicated hand pump and draining the fluid into a dedicated container. Do not mix with other fluids such as engine oil, antifreeze, brake fluid, transmission fluid, etc. Sell or give away reusable washer fluid for use in other operational vehicles.

#### Stockpiling

Washer fluid must be stored in an appropriate container with a secure lid. Containers should be stored within a secondary containment, area that does not have a drain in order to prevent the release of washer fluid into the environment. Most washer fluid is reusable and can be used within other operating vehicles (British Columbia Ministry of Environment, 2008). Unusable washer fluid must kept separate and stored until it can be shipped out of the community.

#### Disposal

Waste washer fluid must not be disposed into the environment as it is a toxic substance. It must be stockpiled until it can be shipped to a proper disposal facility. Transportation and manifest records of shipments of waste fluid must be kept onsite for a minimum of two years.

<sup>4</sup> Last accessed September 1, 2017

## 3.1.6.7

## Paint

Waste paint and paint products may be considered hazardous materials depending on the chemical properties of the paint and products (Environmental Protection Service, Department of Sustainable Development, Government of Nunavut, 2002). Waste paint and paint products should be stored in designated hazardous waste storage berms away from other hazardous wastes. For further information refer to the *Guidelines for the Management of Waste Paint* located on the Environment and Natural Resources, Government of Northwest Territories website at:

<http://www.enr.gov.nt.ca/sites/enr/files/guidelines/paintguideline.pdf>.<sup>5</sup>

## 3.1.6.8

## Mercury Thermometers and Switches

There are two main sources of mercury that may be found in a municipal solid waste site, mercury switches found in appliances and mercury switches found in ELVs. Mercury is a toxic heavy metal that is used in vehicles and a number of household items such as freezers, washing machines, gas ranges, gas hot-water heaters, fluorescent lamps, etc. When these items are disposed of in a landfill, mercury may be released into the environment due to crushing of these items (Vermont Department of Environmental Conservation, Vermont Mercury Education & Reduction Campaign and Chittenden Solid Waste District, 2002). It is important that the parts of these appliances that contain mercury be removed prior to disposal in the solid waste site. The following paragraphs describe collection, storage and disposal for mercury found in both appliances and ELVs.

#### Mercury Switches – Appliances

##### Collection

Mercury switches may be found in a variety of appliances, generally those that have automatic shut-off features and/or convenience lighting. These appliances may include freezers, washing machines, gas ranges, gas hot water heaters, gas furnaces, sump pumps, etc. However, caution must be taken when identifying and retrieving switches from appliances. See Figure 11 - Figure 15 for examples of mercury containing switches from household products. The Vermont Department of Environmental Conservation in conjunction with the Vermont Mercury Education & Reduction Campaign and Chittenden Solid Waste District have developed a manual titled *Household Appliance Mercury Switch Removal Manual*. A copy of this manual has been included as an appendix and can be found on the following website:

<https://anrweb.vt.gov/dec/mercury/PDF/appman.pdf>.<sup>6</sup>

<sup>5</sup> Last accessed September 1, 2017

<sup>6</sup> Last accessed September 1, 2017

### Stockpiling

Once mercury containing units have been removed, they should be stored in a heavy plastic container with a proper fitting lid. Containers must be in good condition and must not leak. It is advisable not to use an aluminum or tin container as mercury may react with these metals and may leak through the container. Container contents must be marked on the outside of the container and containers must be stored in a dry location where they will not be disturbed (California Environmental Protection Agency, 2005).

### Disposal

Scout Environmental operates the Mercury Switch Out Program for ELVs in conjunction with the Canadian Appliance Manufacturers Association, and is currently working on developing a similar program for the collection and disposal of mercury switches from appliances. Information regarding this program can be found on the following website: <http://www.switchout.ca/index.aspx>.<sup>7</sup>

### Mercury Switches – Vehicles

#### Collection

The Mercury Switch Out Program is a program that was developed to help automotive recyclers and dismantlers remove and dispose of mercury switches safely from ELVs. When an ELV dismantling facility registers with the program, Scout Environmental staff will send to the facility training and educational materials, a collection container for the mercury switches and a pre-paid waybill to send the container back once it is full.

All mercury switches must be removed from ELVs prior to crushing the vehicle hulks. Mercury switches can be found in trunks, hoods, convenience lighting and anti-lock braking systems. Not all vehicles have the same number of mercury switches and not all switches are found in the same locations in each vehicle. The Mercury Switch Out Program website has a number of resources to help ELV facility operators locate mercury switches in various vehicle models and step by step instructions on how to remove these switches. For each convenience light location, the following general steps must be taken (Figure 16):

1. Locate the lighting assembly under the vehicle trunk and/or hood;
2. Remove any fasteners to separate the entire lighting assembly from the vehicle;
3. Break open the lighting assembly to expose the mercury switch capsule (a sealed metal pellet). Small flathead screwdrivers and wire cutters are often the only tools that are required; and,
4. Remove the mercury switch capsule (using a small screwdriver) and place it in the *Switch Out* collection container (Figure 17). Replace the lid on the container. The remaining plastic/metal from the lighting assembly can be disposed of with regular waste. If the mercury switch capsule cannot be removed from the assembly, place the entire assembly in the Switch Out collection container.

<sup>7</sup> Last accessed September 1, 2017

On vehicles with ABS breaking systems, the following general steps must be taken:

1. Locate the ABS G-Force sensor module on the vehicle. Module locations include: the drive tunnel, below the rear seat on the floor pan, on the right front wheel apron, and on the left frame rail right below the driver; and,
2. Remove the ABS G-Force sensor module and place the entire sensor module in the *Switch Out* collection container. Replace the lid on the container. Note: The ABS G-Force sensor module contains either two or three mercury switch capsules embedded in the casing. Do not attempt to remove the mercury switch capsules from the sensor module.

Most of the mercury found in these switches is contained within a metal capsule and therefore the likelihood of a spill is relatively low. However, should a metal capsule break, refer to the Switch Out Clean-Up Instructions located on the Mercury Switch Out Program's website for proper techniques to clean up the spill.

#### 3.1.6.9

#### Lead

##### Collection

Most lead in ELVs comes from wheel weights and battery cable ends. These items must be removed from vehicles prior to crushing and stored in separate, covered strong containers. Lead can be recycled into other usable items (National Code of Practice, 2008 and British Columbia Ministry of Environment, 2008).

##### Stockpiling

Store lead wheel weights and battery cable ends in separate, covered strong metal or wooden containers.

##### Disposal

Lead can be recycled into other usable items. The ELV operator will have to contact a metals recycler and make arrangements for them to accept the recovered lead.

#### 3.1.6.10

#### Capacitors and Ballasts

Capacitors are commonly found in electronic devices, appliances and power supply equipment. Ballasts for disposal are most commonly associated with fluorescent light fixtures. All capacitors and ballasts found in electronic devices, appliances and light fixtures must be removed prior to landfilling these items.

Removal of capacitors and ballasts found in construction/demolition projects are generally completed by contractors. Prior to 1980, capacitors and ballasts contained PCBs (PCB Disposal, 2008) which is a chemical that may have adverse effects on human health (Health Canada, 2005). The Hamlet should not accept these wastes from construction sites as it is the responsibility of the contractor to properly dispose of capacitors and ballasts. If a site operator observes such items or suspects that items within the solid waste facilities may contain capacitors or ballasts, contact the Department of Environment and Natural Resources, Government of Northwest Territories at (867) 767-9055 ext. 53001.

As for capacitors and ballasts contained in waste appliances, these items should be removed prior to landfilling and/or sending south for recycling. Southern recyclers will most likely require that all capacitors and ballasts are removed from these items prior to accepting them at their facilities. Ballasts and capacitors may be found in lights, starters in motors, starters in fridges and stoves, etc. However, if the Hamlet will be removing these items, the solid waste facility will need to register as a waste generator with the Government of Northwest Territories, Environment and Natural Resources.

Ballasts and capacitors should be stored in separate 45 gallon drums, kept in a secured location and protected from the weather. Workers removing these items should wear standard personal protective equipment including goggles and acid resistant gloves as an asphalt type paste may leak from these items. Further information specific to ballasts and capacitors can be found in the following paragraphs.

### Ballasts

#### **Collection**

Ballasts are components generally found in fluorescent lighting fixtures and high intensity discharge (HID) lamps. In fluorescent lighting fixtures, the ballasts are usually found between two fluorescent tubes and protected by a heat shield (Figure 18). HID ballasts are generally found encased within a box attached to the outside of the light fixture or located within the light housing. Examples of HID lamps include streetlights and parking garage lights (Environment Canada, 1991).

It should be noted that fluorescent lights found in appliances such as stoves may contain ballasts that may have PCB material within them. Unless ballasts are identified as "PCB free", these items should be removed and properly disposed of as hazardous waste.

Fluorescent ballasts contain a core/coil unit, a thermal protector and a capacitor. The capacitor may contain PCBs. It is the PCBs that are of concern as they may pose a risk to human and environmental health. These ballasts may also be filled with an asphalt/silica type compound. If the ballast contains this compound, the capacitor within the ballast will not be readily accessible. Therefore it is important that the entire ballast unit is removed and disposed of through a proper hazardous waste disposal company. HID ballasts usually require higher levels of capacitance than fluorescent ballasts. Therefore they often contain more capacitors and hence may contain more PCBs than fluorescent light ballasts (Environment Canada, 1991).

In the late 1970s to early 1980s, many companies began phasing out the use of PCBs in capacitors. However, there are still ballasts with capacitors in use today that may contain PCBs and therefore caution must be taken when removing and disposing of ballasts. In order to determine if a ballast contains PCBs, the manufacturer of the ballast should be contacted. The manufacturer should be able to determine whether the ballast contains PCBs based on the date codes and/or catalogue codes on the ballast casing (Environment Canada, 1991). Many manufacturers also began labelling non-PCB containing electrical equipment to aid in proper handling. Equipment labelled as “PCB-free” or “Non PCB” does not require removal. The solid waste site operator should mark each appliance as inspected and cleared as appropriate.

Caution must be taken when removing ballasts. The fixture must be de-energized prior to removal of the ballast and must not be re-energized during the removal. Capacitors may also hold a charge for several days after their last use and therefore there is a risk of electric shock to persons removing capacitors. As there is a possibility of PCBs leaking from the ballast, goggles and acid resistant gloves must be worn when removing and handling the ballast (Connecticut Department of Environmental Protection, 2005).

It should be noted that fluorescent lamp tubes contain mercury phosphor powder, lead and cadmium and must not be disposed of in the general waste stream. They must be disposed of through an approved hazardous waste recycler and/or disposal company. If the tubes are not broken, they may be packaged in their original packaging and sent to an approved facility with no further special transportation requirements. However, if the tubes are broken, special safety, handling, packaging and transportation requirements must be met. Safety procedures are of utmost importance to prevent worker exposure to mercury. In the case of disposing of a broken fluorescent tube, contact a safety officer at the Prevention Services Division, Workers Compensation Board in Yellowknife at 1-800-661-0792 (Environmental Protection Service, 2003).

#### Stockpiling

The PCB Regulations (published in the Canada Gazette, 2008) under the Canadian Environmental Protection Act, 1999 states in paragraph 24:

“PCBs or products containing PCBs shall be stored at a site that is

- (a) a building, room, shipping container or other enclosed structure; or
- (b) an area that is enclosed by a woven mesh wire fence or any other fence or wall with similar security characteristics, and the fence or wall shall be at least 1.83 m high.”

The PCB Regulations go on to state in paragraph 25:

"The owner or operator of a PCB storage site shall

- (a) store all PCBs or products containing PCBs that are in liquid form in
  - (i) sealed containers, other than drums, that are made of steel or other metals that provide sufficient durability and strength to prevent those PCBs or products from being affected by the weather or released, or
  - (ii) drums that are
    - (A) of a capacity not greater than 205 L,
    - (B) a closed-head double-bung drum made of steel having a gauge of 16 or heavier, and
    - (C) painted or treated to prevent rusting;
  
- (b) store all PCBs or products containing PCBs that are in solid form in
  - (i) containers, other than drums, that are made of steel or other materials that provide sufficient durability and strength to prevent those PCBs or products from being affected by the weather or released, or
  - (ii) drums that are
    - (A) of a capacity not greater than 205 L,
    - (B) made of steel having a gauge of 18 or heavier,
    - (C) equipped with a securely attached, removable steel lid and a gasket made of material that is resistant to the PCBs or the products containing PCBs that are stored in the drums, and
    - (D) painted or treated to prevent rusting;
  
- (c) store equipment containing PCB liquids in
  - (i) containers, other than drums, that are made of steel or other materials that provide sufficient durability and strength to prevent the equipment from being affected by the weather and to prevent any PCB liquid that leaks from the equipment from being released, or
  - (ii) drums described in subparagraph (b)(ii);"

Paragraph 25 goes on to list the storage space requirements for the above described containers. A copy of the PCB Regulations has been included as an appendix to this plan. Please refer to this document for further proper storage, handling and documentation information and requirements.

#### Disposal

As previously stated, ballasts containing hazardous materials must be sent to an approved hazardous waste disposal facility. PCB Disposal (a division of Sanexen Environmental Services Inc.) is a company located in Ontario that will accept and dispose of PCB containing ballasts. They have also published a document to help identify ballasts that may contain PCBs. Further information regarding this company can be found on the website at <https://sanexen.com/en/>.

## Capacitors

### Collection

Capacitors found in household appliances are predominantly labelled as either 'oil-filled' or 'dry'. Oil-filled capacitors are often referred to as running capacitors. Running capacitors are generally used in applications where they are required to be in use during the entire operating time. As they are constantly in use, heat builds up within the capacitor. The oil contained within the capacitor helps to dissipate this heat. Oil-filled capacitors manufactured prior to the late 1970s and early 1980s may contain PCB compounds within the oil. In order to determine if the capacitor contains PCB material, contact the manufacturer and provide the date and/or catalogue code located on the capacitor casing. Some capacitors may be stamped with "NO PCBs" on the casing. In this case, the capacitor does not contain PCBs. Appliances that most likely contain oil-filled capacitors include air conditioners, copy machines, microwave ovens, mercury vapour lamps, dehumidifiers and submersible well pumps. Capacitors in microwaves can be found behind the front control panel and wired to the transformer (Connecticut Department of Environmental Protection, 2005).

Be aware that oil-filled space or portable heaters may not contain a PCB capacitor, however, PCBs may be found within the actual oil. Although most oil-filled space heaters do not contain PCBs, those that do may have very high concentrations of PCBs. It is recommended that any of these types of heaters be tested for the presence of PCBs prior to crushing or disposal (Connecticut Department of Environmental Protection, 2005).

Dry capacitors are generally known as starting capacitors as they are used to start a motor during the initial start-up. Once the motor is running, they are no longer needed and so are not used during the entire motor operation. Because these capacitors are only used for short periods of time, they do not produce much heat and therefore do not require oil for heat dissipation. Starting capacitors are usually identified by a non-sealed black casing or outer shell. Starting capacitors are generally found in clothes dryers, fans, refrigerators, stoves, televisions, washing machines and various electronic devices. These capacitors are not known to contain PCB materials and so are not required to be handled as hazardous waste material.

### Stockpiling

Capacitors containing PCBs should be stockpiled as outlined under the stockpiling section for ballasts as per this O&M Plan.

It is important to keep ballasts and capacitors containing PCBs away from fire hazards. Fire may cause these items to explode and release PCBs into the environment.

### Disposal

Capacitors containing PCBs should be disposed of as outlined under the disposal section for ballasts as per this O&M Plan.



## 3.1.6.11

## Propane Tanks

Most household type propane cylinders use a vapour withdrawal system that works by withdrawing the propane vapour from the top of the cylinder. The propane vapour sits above the propane liquid within the cylinder, therefore these types of propane cylinders must always be stored and transported in a vertical position. If the cylinder is on its side or upside down, liquid propane may be drawn out of the cylinder and pose an extreme danger (Nova Scotia Department of Environment and Labour, 2006). These cylinders should always be stored outside, in a vertical position (not upside down), off the ground on a non-combustible base, and away from all possible sources of heat or ignition (Propane Gas Association of Canada, 2010). At the solid waste facilities, these cylinders should be stored outside in an open area at the hazardous waste disposal area and away from other hazardous wastes.

Some propane cylinders however are designed for horizontal use and are to be stored and transported on their side (Nova Scotia Department of Environment and Labour, 2006; Propane Gas Association of Canada, 2010). If the site operator is unsure what type of cylinder is onsite, or for further information regarding safe disposal methods of propane cylinders and tanks contact the Canadian Propane Association toll free at 1-877-784-4636.

## 3.1.6.12

## Ozone Depleting Substances

Ozone depleting substances (i.e. refrigerants) are chemicals that when released into the atmosphere, have a negative effect on the ozone layer. These chemicals are commonly found in refrigerators, freezers, automobile air conditioning units, air conditioning equipment, etc. (Environmental Protection Service, Department of Sustainable Development, Government of Nunavut, 2002). When these items are ready to be stored at the solid waste site, all ozone depleting substances must be removed from them. Ozone depleting substances must be removed only by a certified technician (Environmental Protection Service, Department of Sustainable Development, Government of Nunavut, 2002). If a certified technician is not available, the Hamlet should contact the Environment and Natural Resources Government of the Northwest Territories to develop a plan for removal and disposal of ozone depleting substances from the solid waste site. The following paragraphs describe the collection, storage and disposal methods for refrigerants from both ELVs and appliances. For further information refer to the Environmental Guideline for Ozone Depleting Substances and Halocarbon Alternatives (Environment and Natural Resources, Government of Northwest Territories, 2007) located on the Environment and Natural Resources, Government of Northwest Territories website at: [http://www.enr.gov.nt.ca/sites/enr/files/guidelines/guideline\\_for\\_ozone\\_depleting\\_substances\\_and\\_halocarbon\\_alternatives.pdf](http://www.enr.gov.nt.ca/sites/enr/files/guidelines/guideline_for_ozone_depleting_substances_and_halocarbon_alternatives.pdf).<sup>8</sup>

<sup>8</sup> Last accessed September 1, 2017

### Refrigerants – Appliances

Refrigerants must be removed by a certified technician trained for this task. The Hamlet will hire a contractor trained in the removal of refrigerants from appliances to go to the Hamlet once per year and remove these substances from appliances stored in the bulky metals site. Prior to the contractor arriving in Paulatuk, Hamlet crews will ensure that all old appliances are all grouped in the designated white goods area. Refrigerants must not be vented into the atmosphere.

#### **Collection**

Refrigerants are found in refrigerators, freezers, window air conditioners and dehumidifiers. Removal of refrigerants must be performed only by a certified technician. Technicians must use an approved portable refrigerant recovery unit and follow approved procedures for removal of refrigerants from appliances. Venting of refrigerant into the atmosphere is unacceptable (Environment Canada, 2010).

Appliance dismantlers should also be aware that oil found in the appliance compressors may be contaminated with refrigerants. A certified refrigerant removal technician should be able to safely remove and dispose of refrigerants in the oil and the contaminated compressor oil (Environment Canada, 2010).

#### **Stockpiling**

Recovered refrigerant must be stored in an approved storage container for the transport of refrigerant materials. Different refrigerants should not be mixed and refrigerant containers that held one type of refrigerant should not be used to hold another type (Environment Canada, 2010). The refrigerant recovery technician must be knowledgeable of which containers are approved for the collection and transport of recovered refrigerant. Technicians must also keep a record of what type and how much refrigerant was removed. Storage containers must be labelled appropriately for transport.

#### **Disposal**

Waste refrigerant from appliances can be disposed of through the Refrigerant Management Canada™ program on a fee basis. This program was set up to safely collect and destroy refrigerant compounds without releasing them into the atmosphere. For more information on the program or for contact information on coordinating disposal of waste refrigerants please contact an RMC Collection Service Provider. Contact information for providers can be found on the Refrigerant Management Canada™ website: <http://www.refrigerantmanagement.ca/index.php>.<sup>9</sup>

### Refrigerants – Vehicles

#### **Collection**

Refrigerants should be removed after the battery has been removed and prior to removal of any other fluids or items from ELVs. This is to prevent an accidental release of refrigerants into the atmosphere.

<sup>9</sup> Last accessed September 1, 2017

Removal of refrigerants must be performed only by a certified technician. Technicians must use an approved portable refrigerant recovery unit to remove refrigerants from ELVs. They must also record the amount of refrigerant removed per vehicle. Once refrigerants have been removed, the technician must clearly label each vehicle as such (British Columbia Ministry of Environment, 2008).

#### Stockpiling

Refrigerants must be stored in approved, refillable storage containers (Figure 19) Refrigerants must not be vented to the atmosphere. Storage containers must be properly labelled and should be replaced or hydrostatically tested every five (5) years (British Columbia Ministry of Environment, 2008).

Records of all refrigerants removed from ELVs must be maintained onsite. Records should contain the amount of refrigerant removed from each vehicle, the date it was removed, name of the certified technician who performed the recovery, registration number of the certified technician, whether the technician performed the service as an employee or agent of the business and the name of the business responsible for removal of refrigerant (British Columbia Ministry of Environment, 2008).

#### Disposal

Waste refrigerant from vehicles can be disposed of through the same methods as appliance refrigerants.

### 3.1.7 Site Records

Site records of all hazardous materials collected and stored at the solid waste facilities must be completed and kept at the Hamlet office as well as the Hamlet garage. According to Duong and Kent (1996), the following items must be recorded in the site records:

- Dates of hazardous waste collection;
- Date, description, volume and generator of wastes placed in the compound;
- Method of storage;
- Name of carrier removing wastes from the compound; and
- Copies of the forms for Transport of Dangerous Goods from persons removing wastes from site.

An example record sheet is included in Appendix B of this plan.

### 3.1.8 Safety Procedures

Hazardous wastes may be dangerous and it is imperative that appropriate safety and handling procedures are followed for each type of waste. For information regarding the safe handling and disposal practices please refer to the Environment and Natural Resources, Government of Northwest Territories website [http://www.enr.gov.nt.ca/sites/enr/files/guidelines/general\\_management.pdf](http://www.enr.gov.nt.ca/sites/enr/files/guidelines/general_management.pdf).<sup>10</sup>

<sup>10</sup> Last accessed September 1, 2017

### 3.2 Signage

The solid waste facility must have a sign posted at the entrance to inform the public of the location of the solid waste site. This sign must have the following information:

- Site name;
- Materials/wastes accepted for disposal and recycling;
- Materials/wastes banned from the site; and
- Penalties.

Signs identifying the locations of all waste management piles should be posted in the solid waste facility. These signs will be erected by Hamlet personnel in the appropriate areas.

### 3.3 Waste Inspection

The checking of waste entering the facility is crucial to the safe and correct operation of the solid waste site. The site operator should carry out random checks of the waste entering the facility and random waste inspections in the disposal area. The following methods are employed to minimize the quantity of unacceptable waste which is disposed at the site and to direct the waste hauler to the correct disposal area:

- Site operators will be watchful for unacceptable or potentially hazardous wastes during unloading;
- When personnel encounters suspect waste in the disposal area, landfilling shall cease until the material is segregated and appropriate action is taken;
- The site operator will inform the hauler that a random check is to be performed. If the hauler refuses, the vehicle will not be permitted entry to the site, and will be selected for a check on its next visit. The site operator will record as much information as possible about haulers who refuse a random check; and
- The selected hauler will be directed to an area near the active waste disposal area that is separate from all other incoming waste. Prior to dumping, the driver of the inspected vehicle will confirm the absence of unacceptable materials. An inspector (the site operator or a delegate) will examine the load for hazardous or unacceptable wastes. Completion and results of the inspections shall also be noted in the daily checklist.

### 3.4 Handling Unacceptable Waste

Unacceptable wastes may be classified as non-hazardous, potentially hazardous or unacceptable, and, depending on the time of discovery, may or may not be associated with a known hauler. Once a waste is suspected to be hazardous or unacceptable, the onus is on the hauler to demonstrate otherwise, or remove the waste, at their expense. Repeat deliverers of unacceptable or hazardous wastes may be banned from the site at the discretion of and for a period determined by the SAO.

The site attendant will notify the SAO of anyone dumping unacceptable or rejected waste at the solid waste site. The report shall contain the following information:

- Vehicle licence number;
- Type of vehicle;
- Date and time of incident;
- Name of offender, if possible; and
- Material dumped, or rejected.

## 3.5 Site Personnel Duties and Responsibilities

### 3.5.1 Staff Duties

#### Senior Administrative Officer (SAO)

The Hamlet SAO is responsible for the overall operation of the solid waste facility. The daily operation and maintenance of the solid waste facility is the responsibility of the public works foreman. Two or three people are employed by the Hamlet to operate the garbage collection vehicle.

The SAO reports directly to the Mayor and is responsible for the following:

- Supervising Hamlet crews;
- Maintaining liaisons with clients (Private sector generators & Government agencies), suppliers, and the Inuvialuit Water Board; and
- The Hamlet SAO shall:
  - Perform operations at the facility in accordance with the Solid Waste Disposal Facilities Operation & Maintenance Plan (latest approved version), applicable engineering drawings, the operating permit issued by the Inuvialuit Water Board;
  - Ensure that only acceptable wastes, as indicated on the approved list for disposal, are permitted at the site in consultation with regulatory agencies;
  - Prepare facility operating budgets and undertake staffing selections, and or contractors;
  - Communicate as required with regulatory agencies, including the forwarding of monitoring results;
  - Deal directly with the public, responding to disposal requests;
  - Coordinate site visits;
  - Maintain the environmental monitoring/sampling program;
  - Ensure that contractor receives required training;
  - Ensure that the site is maintained and operated in a clean and safe manner at all times, including regular collection of litter and compliance with Northwest Territories Safety Act and Regulations; and
  - Coordinate the preparation of landfill areas for operation, and identifying the requirement for the establishment of surface water control measures.

### Site Operator

The site operator is responsible for general site operation and maintenance requirements at the facility.

The site operator reports directly to the SAO and is responsible for the following:

- Supervising full-time and part-time assistants; and
- The Site Operator shall:
  - Perform operations at the facility in accordance with the Landfill Operations & Maintenance Plan (latest approved version), applicable engineering drawings, and the operating permit issued by the Inuvialuit Water Board;
  - In consultation with the site owner, ensure that only acceptable wastes, as indicated on the approved list for disposal, are permitted at the site;
  - Prepare regularly scheduled reports (daily, weekly, monthly, annually) on progress and planning at the site;
  - Conduct sampling, monitoring, and reporting duties related to the water licence Surveillance Network Program surface water sampling;
  - Provide overall direction for daily site activities;
  - Conduct work in accordance with the Northwest Territories Safety Act and Regulations;
  - Be responsible for the operations and maintenance of the site machinery;
  - Make recommendations to the SAO for major and minor repair work required for site equipment as well as replacement of same;
  - Ensure that the site is maintained and operated in a clean and safe manner at all times, including regular collection of litter;
  - Ensure that solid waste is compacted and covered in accordance with the Landfill Operations & Maintenance Plan, burning of garbage is not allowed;
  - Coordinate snow removal and general maintenance for the access roads within the site and other areas as necessary;
  - Operate and maintain the surface water control structures and other site infrastructure;
  - Undertake site security checks, reporting any noted issues to the SAO;
  - Inspect the site access road on a regular basis to recover any accumulation of garbage or other debris;
  - In consultation with the SAO, maintain the completed portions of the landfill;
  - Ensure that adequate signage and traffic control devices are in place in coordination with the SAO;
  - Perform all duties related to the identification and recording of incoming vehicles, and inspection of incoming waste;
  - Answer incoming telephone calls and requests for information, directing such requests as required; and
  - Perform such other related duties as may be assigned from time to time by the SAO.

### Site Assistants

The site assistants are responsible for tasks assigned to them by the site operator. These positions would typically address both ongoing and periodic general site operation and maintenance requirements.

The site assistants report directly to the site operator and are responsible for the following:

- Perform duties as assigned by the site operator; and
- Conduct work in accordance with the Northwest Territories Safety Act and Regulations.

### 3.5.2 Personnel Training

The Hamlet is responsible for the training of staff. Solid waste facility staff should be trained to perform his or her job in a safe and environmentally responsible manner, in accordance with applicable regulations.

Given the nature of activities at the site, the SAO and site operator will serve as the facility's health and safety representative, and health and safety issues will be discussed as part of site meetings. All personnel should be familiar with and abide by the Northwest Territories Safety Act and Regulations.

A review of this Operation and Maintenance Plan will be a prerequisite for any employee/contractor before being declared eligible for work at the solid waste site.

The contractor is required to comply with all laws and regulations affecting the execution of the work at the site, including all applicable Federal, Territorial and local laws and regulations pertaining to socio-economic and environmental matters.

## 4.0 Maintenance Procedures

Proper maintenance of a solid waste site is crucial to ensuring the efficient operation of all the components. Activities can be divided into two categories: storage/collection maintenance and site maintenance.

### 4.1 Maintenance and Inspection of Solid Waste Facility

Many aspects of the solid waste facility need to be inspected and maintained on a regular basis. Table 4 shows which activities these are, and how often these inspections and maintenance activities should be performed.

Table 4: Frequency of Inspection/Maintenance Activities at Sewage Treatment Facility

Inspection and Maintenance	Frequency
Inspection of dams, dykes, berms and drainage courses and their maintenance	Monthly
Inspection, grading and reshaping of access road	Monthly
SNP Sampling	Once annually during periods of run-off

### 4.2 Storage Maintenance

As the first step in the waste collection process, residential and commercial storage containers should be adequately maintained. The following points should be considered:

- Private burning of wastes within the Hamlet boundaries should be discouraged as the smoke and fire hazards generally outweigh any benefit from reducing the volume of waste;
- Garbage containers should be covered to prevent windblown debris from littering the community and to prevent animals from getting into the garbage; and
- Bulky wastes should not be left in residential areas for long periods due to aesthetic and safety concerns.

### 4.3 Collection Maintenance

The waste collection vehicle should be maintained in good operating condition to ensure the collection service is not interrupted for extended periods. Other maintenance considerations include the following:

- The collection vehicle should be equipped with a shovel to clean up accidental spills during collection; and
- The collection vehicle should be cleaned periodically.



#### 4.4 Equipment Maintenance

Regular vehicle maintenance is to be performed on all Hamlet-owned equipment. This should include but is not limited to regular:

- Oil changes;
- Fluid changes;
- Checking of tire pressure;
- Greasing;
- Brake pad replacement;
- Cleaning; and
- Periodic maintenance requirements as set out by the equipment manufacturer.

#### 4.5 Building

The solid waste site operator building (Hamlet operation garage and garage where the garbage truck is stored) should be inspected regularly by the operator to observe signs of building deterioration or problems with heating, roof, etc. Any problems should be immediately reported to the SAO.

#### 4.6 Fencing

Fencing is currently in place across the north end of the solid waste facility. Fencing must be regularly inspected and repairs must be completed as necessary to ensure that it remains in good condition.

#### 4.7 Access Road Maintenance

Basic road maintenance is to be conducted as follows:

- At least twice per year, the road is to be graded to smooth and reshape the surface; and
- During the winter, snow is to be removed to ensure unrestricted access to the site for the garbage collection vehicles.

#### 4.8 Compaction and Cover of Wastes

The *Guidelines for the Planning, Design, Operations and Maintenance of Modified Solid Waste Sites* (Kent et al., 2003) state that the recommended compaction rate for a modified landfill is 3:1. This is the minimum expected for compaction when following recommended compaction practices. These compaction rates are achieved by working a bulldozer or other heavy equipment over the waste 3 to 5 times (Kent et al., 2003). This should be done once per week, or in combination with the collection frequency.

These guidelines also state that waste should be covered to limit migration of litter around the site and off-site. The cover material is generalized as 100 mm between cells, 300 mm on the surface of cell and 600 mm as part of the close out. Where readily available, clay is preferred as the capping material (Kent et al., 2003).

## 4.9 Runoff and Drainage Control

According to the *Guidelines for the Planning, Design, Operations and Maintenance of Modified Solid Waste Sites* (Kent et al., 2003), there should be on-going inspection and maintenance of the drainage pathways to ensure there is minimal off-site migration of runoff from the facility.

## 4.10 Nuisance Control

### 4.10.1 Litter Control

Litter can be a significant problem at municipal solid waste sites. Litter control is best accomplished by a combination of proper disposal operations, litter retaining fences, and a litter picking program. A clean, litter-free appearance will be maintained at the site at all times, not only for public relations, but also for efficient operation of the solid waste site. Poor litter control attracts unwanted scavengers and contributes to surface drainage problems by blocking ditches and culverts.

In summary, litter control measures shall include:

- Regular covering of wastes in the active disposal area;
- Litter collection fencing located around the active fill area to catch blowing litter;
- A litter collection schedule shall be directed by the site operator, in accordance with the water licence, Part D, Item 20;
- Litter on fencing, on site roadways, in ditches and adjacent properties shall be monitored and collected twice annually (spring and fall); and
- Where possible, vegetation can be used as a screen to block wind.

### 4.10.2 Odour Control

Odours will be controlled at the facility by implementation of the following daily measures:

- Cover material shall be applied at the active disposal area a minimum of once per year, recommended monthly; and
- Routine site inspections to identify and eliminate localized surface water ponding and/or surface water drainage problems.

### 4.10.3 Bird and Wildlife Control

Solid waste disposal facilities attract birds and wildlife due to the availability of food. The solid waste site operators should make a daily note of how many birds and other wildlife species are in and around the solid waste site. The intent of this is to keep a general record of bird and wildlife populations and to determine whether the number of birds and wildlife in and around the solid waste site is increasing or decreasing. Control measures to minimize the presence of birds and wildlife shall include:

- Covering of compacted waste as described by Section 4.10.2;
- Collecting litter; and
- If this does not seem to minimize the amount of birds and wildlife in the area then a noise device such as propane cannons, bear bangers, and screamers may be required to discourage birds and wildlife from approaching/entering the site.

#### 4.11 Indiscriminate Dumping

---

Waste will be disposed at designated areas at the facility (bulky waste, wood products, tires, metals etc.) only. When indiscriminately dumped materials are discovered, they will be immediately relocated to the appropriate designated area.

#### 4.12 Fire Maintenance

---

There is to be no burning of waste at any time in the solid waste facility, aside from incineration of permissible items. Animal carcasses, paper products, paperboard packaging, and untreated wood must only be burned in designated locations and must be monitored constantly during burning operations. There are no fire protection measures in place to prevent separate waste areas that must not be burned (eg. hazardous wastes, tires) from catching fire.

## 5.0 Surveillance Network Program

As per the conditions set out in the Hamlet's water licence, runoff from the solid waste facility must be monitored annually when run-off is observed. The following sections describe in detail how the program must be completed.

### 5.1 Program Description

As required by the water licence (N7L3-1619) there are two sample locations associated with the solid waste facility (Table 5). Samples should be taken once per year when runoff is observed; however, the Inuvialuit Water Board may request that further sampling be completed. Sampling locations should be marked on-site with signs stating the numbering code of the location. Appendix C shows the location for Stations 1619-5 and 1619-6, the two solid waste disposal facility SNP stations.

Table 5: SNP Solid Waste Facility Sampling Stations

Sampling Station	Description	Coordinates	Sample Parameters
Station Number 1619-5	To monitor the runoff from Solid Waste Disposal Facilities	69°20'25.00"N 124° 6'35.35"W	pH Total Suspended Solids (TSS) Total Metals: Mercury, Chromium, Copper, Nickel, Iron, Cadmium, Cobalt, Manganese, Lead, and Zinc.
Station Number 1619-6	To monitor run-off from existing Solid Waste Disposal Facilities before entering Old Water Lake	69°20'25.68"N 124° 6'13.73"W	

In addition to annual sampling, Station Number 1619-5 and 1619-6 must be inspected monthly during periods of flow for any visible presence of an oil or grease sheen. If either is detected, it must be reported, and a grab sample collected and analyzed for oil and grease.

All sampling, sample preservation and analysis is to be performed in accordance with methods approved by the Inuvialuit Water Board. All analysis must be completed in a Canadian Association of Environmental Analytical Laboratories (CAEAL) Certified Laboratory.

#### 5.1.1 Record of Sampling Events

It is the responsibility of the Hamlet to file an Annual Report to the Inuvialuit Water Board by April 30th following the reported year. Laboratory sample reports must be attached to the Annual Report.

## 5.2 Sample Collection and Analysis

---

Please contact the lab you will be sending samples to for instructions on collecting water samples.

Once the lab has received the samples, they will begin processing them. A report stating all results as well as the detection limits will be produced and sent to the Hamlet office. The report will also state any problems that may have occurred during analysis of the samples. Detailed sample collection steps are provided in the *Hamlet of Paulatuk Sewage Disposal Facilities Operation and Maintenance Plan*.

## 6.0 Site Records

Copies of records pertaining to operation and maintenance of the solid waste facility should be kept at both the Hamlet office and the Hamlet's solid waste site operations building. Information that must be included in these records (as per *Guidelines for the Preparation of an Operation and Maintenance Manual for Sewage and Solid Waste Facilities in the Northwest Territories*, Duong and Kent, 1996) includes the following:

- Volumes of any effluent discharged to the environment through an accidental spill;
- Estimated volume of waste collected and the generator of the waste (eg. Residential) (both monthly and annually);
- Details of any maintenance undertaken at site;
- Record sheets;
- Visits by regulatory authorities;
- Copies of sampling and analysis reports of runoff from the solid waste facility;
- Copies of annual reports submitted to the Inuvialuit Water Board;
- Copy of the Hamlet's water licence;
- Copies of all plans pertaining to the operation and maintenance of the solid waste facility (i.e. Operation and Maintenance Plan, QA/QC Plan, Spill Contingency Plan, Abandonment and Restoration Plan); and
- Copies of spill reports and related regulations.

## 7.0 Health and Safety

### 7.1 Worker and Public Safety

Employers must ensure that their employees are trained in safe work practices for the facility. This may include but not be limited to special handling and storage requirements of hazardous materials, WHMIS, first aid, emergency procedures, etc. Employers must also provide employees with the necessary personal protective equipment (PPE) to complete their jobs in a safe manner. PPE and safety items that should be maintained onsite include:

- Approved safety boots for solid waste facilities;
- Eye goggles;
- Gloves;
- Eye wash station;
- First aid kit;
- Fire extinguisher as approved by the Fire Marshal; and
- Work coveralls.

The following safety procedures should be obeyed in order to minimize health risks to personnel working in and around solid waste facilities:

- Equipment is to be kept clean;
- Protective clothing such as gloves, eye goggles and boots should be worn at all times;
- Work clothes must be kept in a designated change room and employees are to change into them when they arrive for work. Work clothes must not be worn home. The Hamlet's Public Works and Services maintenance garage should be equipped with laundry facilities to wash work coveralls onsite;
- Hands to be washed frequently; as a minimum before eating and after work; and
- Personnel should receive appropriate vaccinations and ensure they are kept up-to-date. Please contact the Department of Health for a list of the appropriate vaccinations.

Public safety must also be taken into consideration when operating a solid waste facility. All hazardous items must be kept in a secure location and away from public access. At the completion of each day, the site should be secured to prevent access.

## 7.2 Environmental Health and Safety

With the collection and storage of hazardous materials onsite, there is the potential for environmental contamination to occur. The following best practices should be used in order to mitigate potential spills and contamination (National Code of Practice, 2008 and British Columbia Ministry of Environment, 2008):

- Store all hazardous materials in approved containers with securely fitting lids;
- All containers holding hazardous materials should be placed within a secondary containment area;
- Remove gasoline and diesel outside of the dismantling area in a well-ventilated area;
- Drip pans must be used at all times to catch fluids dripping from vehicles and to prevent spills;
- The dismantling area should have an adequate roof and concrete floor pad for easy clean-up of spills and to prevent soil contamination. An alternate for smaller/temporary locations is to undertake work outdoors in dry warm weather only upon an impermeable working surface. The constructed temporary vehicle fluid recovery area should consist of, for example, a protective sand layer/poly liner/sand layer covered with a plywood working surface;
- Ensure water runoff does not flow through areas containing hazardous wastes;
- Spill kits must be available onsite;
- Ensure there is lime or bicarbonate of soda on hand to neutralize spilled battery acid; and
- Dispose of all used spill clean-up material as hazardous wastes.

In order to follow the above best practices, the following equipment should be kept on hand (Minnesota Pollution Control Agency, 2002):

- Fire extinguishers should be available in all facility buildings. Please contact the Fire Marshal for specific type of fire extinguisher and code requirements;
- Safety equipment such as rubber or latex gloves and safety glasses;
- Absorbent materials such as rags, towels, sawdust, etc.;
- Containers to hold spilled waste and used absorbent materials;
- Shovels and/or scoops; and
- Industrial spill clean-up products tailored for the clean-up of oils and solvents may want to be used. This will be dependent on the operation of the facility and will have to be determined whether purchase of these items is warranted.



## 8.0 Site Access Control

---

### 8.1 Contact Numbers

---

Those responsible for overseeing the operation and maintenance of the solid waste site are John Holland (SAO) and Keith Dodge (Hamlet Foreman). Their contact numbers can be found in Section 1.3 of this plan.

### 8.2 Site Access

---

Currently, access to the solid waste facility is uncontrolled. There is partial perimeter fencing at the north end of the facility, equipped with an entrance gate. The gate is not locked to control access hours, but is able to be locked if this is deemed necessary by the Hamlet.

## 9.0 Emergency Response

The Hamlet must be able to respond efficiently and effectively to all possible emergencies that may be encountered in the operation of the Hamlet's facilities. These include, but are not limited to fuel, chemical and wastewater spills as well as fires. Due to the nature of the Hamlet's facilities, burning or spillage of unknown or hazardous materials may occur. Only personnel who are properly trained to deal with these situations should respond to such emergencies.

Personnel must familiarize themselves with the emergency preparedness plans before an accident or emergency occurs. Copies of these plans must be kept in all sewage and solid waste disposal vehicles as well as in all common work areas. The following sections list contact numbers and outline procedures to follow in the event of an emergency.

### 9.1 Emergency Contact Numbers

The following is a list of contact numbers in the case of an emergency:

Fire Department:	(867) 580-2222
RCMP Detachment:	(867) 580-1111
24 Hour Spill Response Line:	(867) 920-8130

### 9.2 Fire Response Plan

The Hamlet fire department is responsible for creating a contingency plan to deal with fires in the Hamlet. As burning of waste may produce harmful gases, special precautions should be taken when responding to fires in and around the solid waste facility. In the event of an uncontrolled fire in the Hamlet, the following steps should be taken:

- Immediately evacuate the area and go to the Hamlet's meeting place;
- Keep everyone including Hamlet personnel up-wind from the source; and
- Contact the Hamlet Fire Department at (867) 580-2222.

### 9.3 Bear Safety

Solid waste facilities are an attractant for a number of wildlife species, especially bears. For this reason, it is imperative that all personnel working in and around the solid waste site be properly trained in bear safety. For information on polar bear safety please refer to the Parks Canada document *Safety in Polar Bear Country* from the website: <https://www.pc.gc.ca/en/pn-np/mb/wapusk/securite-safety/ours-bear>.<sup>11</sup>

<sup>11</sup> Last accessed September 1, 2017

For information on black bear and grizzly bear safety please refer to the Department of Environment and Natural Resources, Government of the Northwest Territories website:

<http://www.enr.gov.nt.ca/en/services/bear-safety>.<sup>12</sup>

The local ENR representative is Bobby Ruben, 867-580-3021.

---

<sup>12</sup> Last accessed September 1, 2017

# Figures

### Section 3.1.5 Bulky Waste



Figure 3: Vehicle Ready for Dismantling



Figure 4: Absorbent Material Placed over Spilled Vehicle Fluids



Figure 5: Example of Plastic Totes Used for Collection of Vehicle Fluids - Not Used for Gasoline



Figure 6: Vehicle Hulks Ready to be Crushed



Figure 7: Vehicle Crusher in Operation



Figure 8: Example of "Logged" Metal

### Section 3.1.6 Hazardous Waste Management



Figure 9: Example of Gasoline Collection System



Figure 10: Using Pans to Catch Draining Fluids





Figure 10: Using Hand Pump



Figure 11: Assorted Mercury Freezer Switches for Disposal

*(Source: Vermont Department of Environmental Conservation, Vermont Mercury Education & Reduction Campaign, Chittenden Solid Waste District, 2002)*



Figure 12: Chest Freezer Light with an Inline Mercury Switch (Glass Ampule)  
(Source: Vermont Department of Environmental Conservation et al., 2002)



Figure 13: Washing Machine Mercury Switch  
(Source: Vermont Department of Environmental Conservation et al., 2002)




Figure 14: Gas Safety Valve Control, Gas Safety Valve Capillary Tube and Safety Valve Sensor Bulb from Gas Range  
(Source: Vermont Department of Environmental Conservation et al., 2002)



Figure 15: Sump Pump Float Containing Mercury  
(Source: Vermont Department of Environmental Conservation et al., 2002)



Figure 16: Example of Removing Light Assembly Containing a Mercury Switch



Figure 17: Mercury Pellet from Vehicle Convenience Light Stockpiling




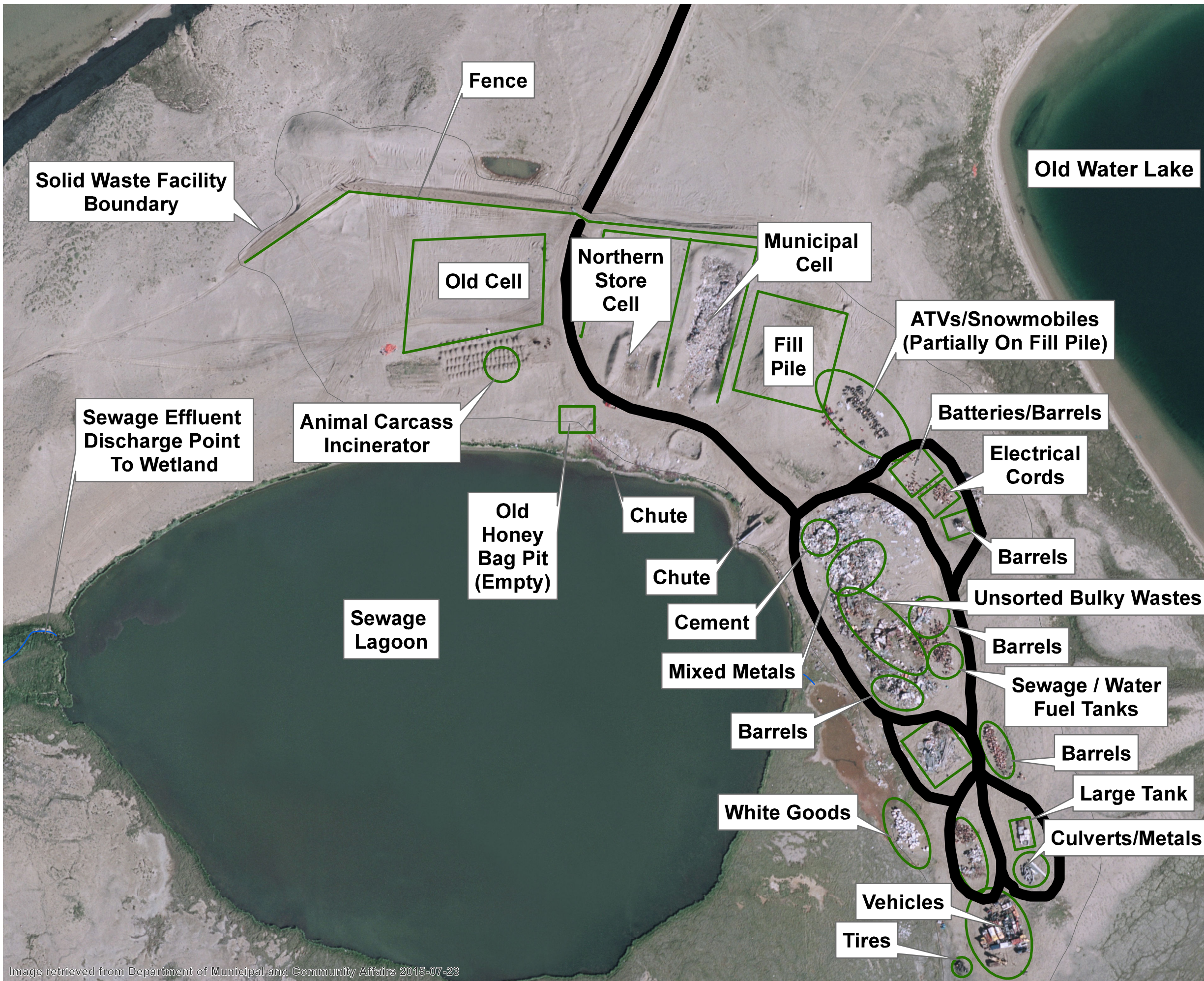
Figure 18: Fluorescent Lamp Unit with Exposed Lamp Ballasts  
(Source: Environment Canada, 1991)



Figure 19: Refrigerant Evacuation Unit

# Appendix A

## *Sewage and Solid Waste Site Plan*



**PAULATUK**  
SEWAGE AND SOLID WASTE SITE ASSESSMENT

SOLID WASTE FACILITY  
DETAILED SITE PLAN

- BUILDING FOOTPRINT
- ROADS
- DRAINAGE PATHS
- LANDFILL FEATURES

SCALE 1:1,750  
0 12.5 25 50 Meters



MAP DRAWING INFORMATION:  
DATA PROVIDED BY GNWT AND DILLON CONSULTING

MAP CREATED BY: PH  
MAP CHECKED BY: MH  
MAP PROJECTION: NAD 1983 UTM Zone 10N



PROJECT: 176028  
STATUS: DRAFT  
DATE: 2017-09-06

# Appendix B

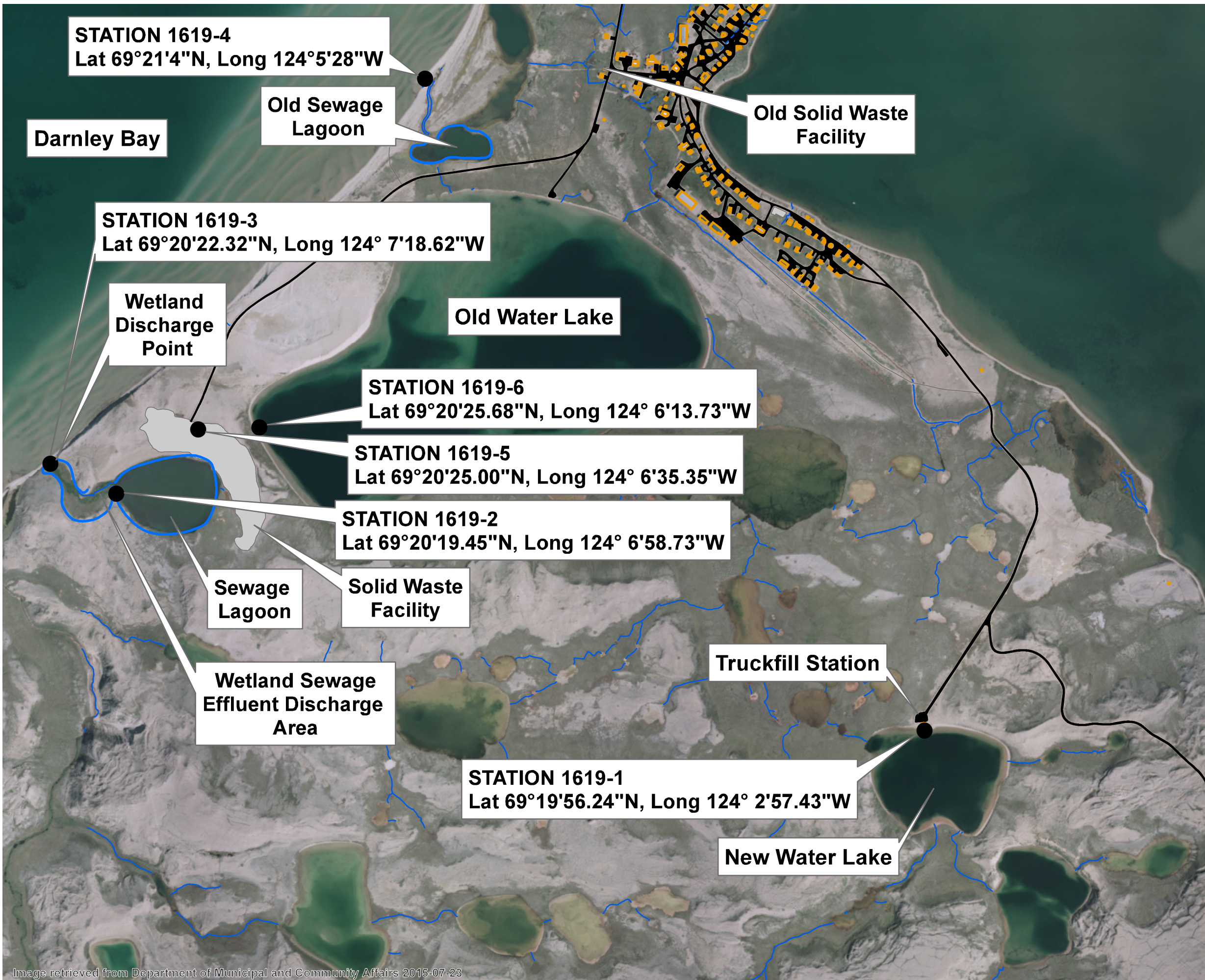
## *Hazardous Waste Site Record*





# Appendix C

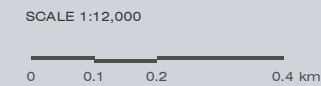
## *SNP Sampling Locations*



**PAULATUK**  
SEWAGE AND SOLID WASTE SITE ASSESSMENT

SOLID WASTE FACILITY  
SURVEILLANCE NETWORK PROGRAM  
LOCATIONS

-  BUILDING FOOTPRINT
-  ROADS
-  SOLID WASTE FACILITY
-  DRAINAGE PATHS
-  SNP LOCATIONS



MAP DRAWING INFORMATION:  
DATA PROVIDED BY GNWT AND DILLON CONSULTING

MAP CREATED BY: PH  
MAP CHECKED BY: MH  
MAP PROJECTION: NAD 1983 UTM Zone 10N



PROJECT: 176028  
STATUS: DRAFT  
DATE: 2017-09-06

Image retrieved from Department of Municipal and Community Affairs 2015-07-23

FILE LOCATION: G:\GIS\176028 Paulatuk Sewage and Solid Waste\mxd\Solid Waste Facility - SNP Monitoring Locations.mxd

# Appendix D

## *PCB Regulations*



CANADA

CONSOLIDATION

CODIFICATION

# PCB Regulations

# Règlement sur les BPC

SOR/2008-273

DORS/2008-273

Current to June 17, 2015

À jour au 17 juin 2015

Last amended on January 1, 2015

Dernière modification le 1 janvier 2015

Published by the Minister of Justice at the following address:  
<http://laws-lois.justice.gc.ca>

Publié par le ministre de la Justice à l'adresse suivante :  
<http://lois-laws.justice.gc.ca>

OFFICIAL STATUS  
OF CONSOLIDATIONS

CARACTÈRE OFFICIEL  
DES CODIFICATIONS

Subsections 31(1) and (3) of the *Legislation Revision and Consolidation Act*, in force on June 1, 2009, provide as follows:

Les paragraphes 31(1) et (3) de la *Loi sur la révision et la codification des textes législatifs*, en vigueur le 1<sup>er</sup> juin 2009, prévoient ce qui suit :

Published  
consolidation is  
evidence

**31.** (1) Every copy of a consolidated statute or consolidated regulation published by the Minister under this Act in either print or electronic form is evidence of that statute or regulation and of its contents and every copy purporting to be published by the Minister is deemed to be so published, unless the contrary is shown.

**31.** (1) Tout exemplaire d'une loi codifiée ou d'un règlement codifié, publié par le ministre en vertu de la présente loi sur support papier ou sur support électronique, fait foi de cette loi ou de ce règlement et de son contenu. Tout exemplaire donné comme publié par le ministre est réputé avoir été ainsi publié, sauf preuve contraire.

Codifications  
comme élément  
de preuve

...

[...]

Inconsistencies  
in regulations

(3) In the event of an inconsistency between a consolidated regulation published by the Minister under this Act and the original regulation or a subsequent amendment as registered by the Clerk of the Privy Council under the *Statutory Instruments Act*, the original regulation or amendment prevails to the extent of the inconsistency.

(3) Les dispositions du règlement d'origine avec ses modifications subséquentes enregistrées par le greffier du Conseil privé en vertu de la *Loi sur les textes réglementaires* l'emportent sur les dispositions incompatibles du règlement codifié publié par le ministre en vertu de la présente loi.

Incompatibilité  
— règlements

NOTE

This consolidation is current to June 17, 2015. The last amendments came into force on January 1, 2015. Any amendments that were not in force as of June 17, 2015 are set out at the end of this document under the heading “Amendments Not in Force”.

NOTE

Cette codification est à jour au 17 juin 2015. Les dernières modifications sont entrées en vigueur le 1 janvier 2015. Toutes modifications qui n'étaient pas en vigueur au 17 juin 2015 sont énoncées à la fin de ce document sous le titre « Modifications non en vigueur ».

TABLE OF PROVISIONS

TABLE ANALYTIQUE

Section	Page	Article	Page
PCB Regulations		Règlement sur les BPC	
PART 1		PARTIE 1	
GENERAL	1	GÉNÉRALITÉS	1
1	1	1	1
2	3	2	3
3	3	3	3
4	4	4	4
PART 2		PARTIE 2	
PROHIBITIONS AND PERMITTED ACTIVITIES	4	INTERDICTIONS ET ACTIVITÉS PERMISES	4
PROHIBITIONS	4	INTERDICTIONS	4
5	4	5	4
6	4	6	4
PERMITTED ACTIVITIES	5	ACTIVITÉS PERMISES	5
7	5	7	5
8	5	8	5
9	6	9	6
10	6	10	6
11	6	11	6
12	7	12	7
13	7	13	7
14	7	14	7
15	8	15	8
END-OF-USE DATES AND EXTENSION	9	UTILISATION — DATES LIMITES ET PROLONGATION	9
16	9	16	9
17	10	17	10
PART 3		PARTIE 3	
STORAGE	14	STOCKAGE	14
18	14	18	14
19	15	19	15
20	16	20	16
21	17	21	17
22	17	22	17

Section	Page	Article	Page		
23	PCBs or products containing PCBs stored on September 5, 2008	18	23	BPC et produits qui en contiennent stockés le 5 septembre 2008	18
24	PCB storage site	19	24	Dépôt de BPC	19
25	Storage requirements	19	25	Exigences relatives au stockage	19
26	Access to PCB storage site	23	26	Accès au dépôt de BPC	23
27	Inspection and maintenance of a PCB storage site	23	27	Inspection et entretien des dépôts de BPC	23
28	Fire protection and emergency procedures	24	28	Protection contre les incendies et mesures d'urgence	24
PART 4			PARTIE 4		
	LABELLING, REPORTS AND RECORDS	26		ÉTIQUETAGE, RAPPORTS ET REGISTRES	26
	LABELLING	26		ÉTIQUETAGE	26
29	Equipment and liquids used for their servicing	26	29	Pièces d'équipement et liquides pour leur entretien	26
30	Cables and pipelines	27	30	Câbles et pipelines	27
31	A facility other than transfer site or destruction facility	28	31	Installation autre qu'un centre de transfert ou de destruction	28
32	Retention of labels	29	32	Conservation des étiquettes	29
	REPORTS	29		RAPPORTS	29
33	End of use of equipment and liquids — 2009	29	33	Date de fin d'utilisation des pièces d'équipement et des liquides — 2009	29
34	Research	33	34	Recherches	33
35	Colouring pigment	33	35	Pigments pour la coloration	33
36	Solid products containing PCBs	34	36	Produits solides qui contiennent des BPC	34
37	Stored PCBs or products — PCB concentration of 50 mg/kg or more	35	37	BPC ou produits stockés — concentration de BPC de 50 mg/kg ou plus	35
38	Stored PCBs or products — transfer site or destruction facility	36	38	BPC ou produits stockés — Centre de transfert ou de destruction	36
39	Date of submission of report	37	39	Date de présentation des rapports	37
40	Release into the environment	38	40	Rejets dans l'environnement	38
41	Retention	39	41	Conservation	39
42	Method of submission	39	42	Méthode de présentation	39
	RECORD KEEPING	39		TENUE DE REGISTRES	39
43	Records for permitted activities	39	43	Registres des activités permises	39
44	Inspection record	40	44	Registres d'inspections	40
45	Retention of records	40	45	Conservation des registres	40



Section	Page	Article	Page
		PART 5	
		REPEALS AND COMING INTO FORCE	41
		REPEALS	41
		COMING INTO FORCE	41
48		Coming into force	41
		PARTIE 5	
		ABROGATIONS ET ENTRÉE EN VIGUEUR	41
		ABROGATION	41
		ENTRÉE EN VIGUEUR	41
		Entrée en vigueur	41

Registration  
SOR/2008-273 September 5, 2008

CANADIAN ENVIRONMENTAL PROTECTION ACT,  
1999

### **PCB Regulations**

P.C. 2008-1659 September 5, 2008

Whereas, pursuant to subsection 332(1)<sup>a</sup> of the *Canadian Environmental Protection Act, 1999*<sup>b</sup>, the Minister of the Environment published in the *Canada Gazette*, Part I, November 4, 2006, a copy of the proposed *PCB Regulations*, substantially in the annexed form, and persons were given an opportunity to file comments with respect to the proposed Regulations or to file a notice of objection requesting that a board of review be established and stating the reasons for the objection;

Whereas, pursuant to subsection 93(3) of that Act, the National Advisory Committee has been given an opportunity to provide its advice under section 6<sup>c</sup> of that Act;

And whereas, in the opinion of the Governor in Council, pursuant to subsection 93(4) of that Act, the proposed Regulations do not regulate an aspect of a substance that is regulated by or under any other Act of Parliament in a manner that provides, in the opinion of the Governor in Council, sufficient protection to the environment and human health;

Therefore, Her Excellency the Governor General in Council, on the recommendation of the Minister of the Environment and the Minister of Health, pursuant to subsection 93(1) and section 97 of the *Canadian Environmental Protection Act, 1999*<sup>b</sup>, hereby makes the annexed *PCB Regulations*.

Enregistrement  
DORS/2008-273 Le 5 septembre 2008

LOI CANADIENNE SUR LA PROTECTION DE  
L'ENVIRONNEMENT (1999)

### **Règlement sur les BPC**

C.P. 2008-1659 Le 5 septembre 2008

Attendu que, conformément au paragraphe 332(1)<sup>a</sup> de la *Loi canadienne sur la protection de l'environnement (1999)*<sup>b</sup>, le ministre de l'Environnement a fait publier dans la *Gazette du Canada* Partie I, le 4 novembre 2006, le projet de règlement intitulé *Règlement sur les BPC*, conforme en substance au texte ci-après, et que les intéressés ont ainsi eu la possibilité de présenter leurs observations à cet égard ou un avis d'opposition motivé demandant la constitution d'une commission de révision;

Attendu que, conformément au paragraphe 93(3) de cette loi, le comité consultatif national s'est vu accorder la possibilité de formuler ses conseils dans le cadre de l'article 6<sup>c</sup> de celle-ci;

Attendu que la gouverneure en conseil est d'avis que, aux termes du paragraphe 93(4) de cette loi, le projet de règlement ne vise pas un point déjà réglementé sous le régime d'une autre loi fédérale de manière à offrir une protection suffisante pour l'environnement et la santé humaine,

À ces causes, sur recommandation du ministre de l'Environnement et du ministre de la Santé et en vertu du paragraphe 93(1) et de l'article 97 de la *Loi canadienne sur la protection de l'environnement (1999)*<sup>b</sup>, Son Excellence la Gouverneure générale en conseil prend le *Règlement sur les BPC*, ci-après.

<sup>a</sup> S.C. 2004, c. 15, s. 31

<sup>b</sup> S.C. 1999, c. 33

<sup>c</sup> S.C. 2002, c. 7, s. 124

<sup>a</sup> L.C. 2004, ch. 15, art. 31

<sup>b</sup> L.C. 1999, ch. 33

<sup>c</sup> L.C. 2002, ch. 7, art. 124

## PCB REGULATIONS

### PART 1

#### GENERAL

Definitions **1.** (1) The following definitions apply in these Regulations.

“Act”  
«Loi» “Act” means the *Canadian Environmental Protection Act, 1999*.

“authorized facility”  
«installation agréée» “authorized facility” means a facility, including a transfer site, that is authorized by the authorities of the jurisdiction in which it is located to process PCBs or products containing PCBs or to conduct laboratory analysis or research with PCBs or products containing PCBs.

“National Fire Code”  
«Code national de prévention des incendies» “National Fire Code” means the National Fire Code of Canada 2005, NRCC No. 47667, issued by the Canadian Commission on Building and Fire Codes, National Research Council of Canada, as amended from time to time.

“PCB”  
«BPC» “PCB” means any chlorobiphenyl described in item 1 of the List of Toxic Substances in Schedule 1 to the Act.

“process” [Repealed, SOR/2011-301, s. 3]

“product” [Repealed, SOR/2011-301, s. 3]

Concentration — several matrices (2) For the purposes of these Regulations, if a solid or a liquid containing PCBs is composed of several matrices, the concentration of PCBs is based on the mass of the matrix in which the PCBs are located.

Concentration and quantity (3) For the purposes of these Regulations, the concentration and quantity of PCBs shall be determined by a laboratory

## RÈGLEMENT SUR LES BPC

### PARTIE 1

#### GÉNÉRALITÉS

1. (1) Les définitions qui suivent s’appliquent au présent règlement.

«BPC» Tout biphényle chloré visé à l’article 1 de la liste des substances toxiques de l’annexe 1 de la Loi.

«Code national de prévention des incendies» Le *Code national de prévention des incendies — Canada 2005*, CNRC 47667F, avec ses modifications successives, publié par la Commission canadienne des codes du bâtiment et de prévention des incendies du Conseil national de recherches du Canada.

«installation agréée» Installation — notamment un centre de transfert — qui est autorisée par les autorités de la province ou du territoire où elle est située à transformer des BPC ou des produits qui en contiennent, ou à les utiliser pour des analyses de laboratoire ou des recherches.

«Loi» La *Loi canadienne sur la protection de l’environnement (1999)*.

«produit» [Abrogée, DORS/2011-301, art. 3]

«transformer» [Abrogée, DORS/2011-301, art. 3]

(2) Pour l’application du présent règlement, lorsqu’un solide ou un liquide qui contient des BPC est composé de plusieurs matrices, la concentration de BPC est basée sur la masse de la matrice dans laquelle les BPC se trouvent.

(3) Pour l’application du présent règlement, la concentration et la quantité de BPC sont déterminées par un laboratoire qui est :

Définitions

«BPC»  
“PCB”

«Code national de prévention des incendies»  
“National Fire Code”

«installation agréée»  
“authorized facility”

«Loi»  
“Act”

Concentration — plusieurs matrices

Concentration et quantité

(a) that is accredited by a Canadian accrediting body under the International Organization for Standardization standard ISO/IEC 17025:2005, entitled *General requirements for the competence of testing and calibration laboratories*, as amended from time to time, and the scope of whose accreditation includes the analytical method used to determine the concentration of PCBs in the matrix in which the PCBs are located; or

(b) that is accredited under the *Environment Quality Act*, R.S.Q., c. Q-2, as amended from time to time, and the scope of whose accreditation includes the analytical method used to determine the concentration of PCBs in the matrix in which the PCBs are located.

Sampling method

(4) For the purposes of these Regulations, other than section 13, the concentration of PCBs in a matrix is determined using a provincially, nationally or internationally recognized sampling method for PCBs in the matrix in which the PCBs are located.

Sampling method — bulk solid products

(5) For the purposes of section 13, the concentration of PCBs is determined using a sampling method for bulk solid products, which is set out in either federal or provincial legislation, as amended from time to time, or approved by the United States Environmental Protection Agency for compliance with the *Resource Conservation and Recovery Act* or with the regulations made under that Act, as amended from time to time.

SOR/2010-57, ss. 1(F), 20(F); SOR/2011-301, s. 3; SOR/2014-75, s. 1.

a) soit accrédité par un organisme canadien d'accréditation selon la norme ISO/CEI 17025:2005 de l'Organisation internationale de normalisation intitulée *Exigences générales concernant la compétence des laboratoires d'étalonnages et d'essais*, avec ses modifications successives, dont l'accréditation couvre la méthode d'analyse utilisée pour déterminer la concentration des BPC dans la matrice dans laquelle se trouvent les BPC;

b) soit accrédité conformément à la *Loi sur la qualité de l'environnement*, L.R.Q., ch. Q-2, avec ses modifications successives, dont l'accréditation couvre la méthode d'analyse utilisée pour déterminer la concentration des BPC dans la matrice dans laquelle se trouvent les BPC.

Méthode d'échantillonnage

(4) Pour l'application du présent règlement, sauf l'article 13, la concentration de BPC se trouvant dans une matrice est déterminée au moyen de toute méthode d'échantillonnage pour les BPC dans cette matrice qui est reconnue à l'échelle provinciale, nationale ou internationale.

Méthode d'échantillonnage — produits solides en vrac

(5) Pour l'application de l'article 13, la concentration de BPC est déterminée au moyen de toute méthode d'échantillonnage pour les produits solides en vrac qui est prévue par une loi ou un règlement fédéral ou provincial, avec ses modifications successives, ou qui est approuvée par la United States Environmental Protection Agency pour l'application de la loi des États-Unis intitulée *Resource Conservation and Recovery Act* ou de ses règlements avec leurs modifications successives.

DORS/2010-57, art. 1(F) et 20(F); DORS/2011-301, art. 3; DORS/2014-75, art. 1.

Application	<p><b>2.</b> (1) These Regulations apply to PCBs and to any products containing PCBs.</p>	<p><b>2.</b> (1) Le présent règlement s'applique aux BPC et à tout produit qui en contient.</p>	Application
Non-application	<p>(2) These Regulations do not apply to the following:</p> <p>(a) the export and import of PCBs that are hazardous waste or hazardous recyclable material within the meaning of the <i>Export and Import of Hazardous Waste and Hazardous Recyclable Material Regulations</i> or the export of PCBs that are waste within the meaning of the <i>PCB Waste Export Regulations, 1996</i>;</p> <p>(b) the sale, importation or advertising of liquids containing PCBs for use in microscopy, including immersion oils but not including refractive index oils, which is prohibited under section 5 of the <i>Canada Consumer Product Safety Act</i>; and</p> <p>(c) the offer for sale, sale and use of land contaminated with PCBs or with products containing PCBs.</p> <p>SOR/2014-75, s. 2.</p>	<p>(2) Il ne s'applique toutefois pas aux activités suivantes :</p> <p>a) l'exportation et l'importation de BPC qui sont des déchets dangereux ou des matières recyclables dangereuses au sens du <i>Règlement sur l'exportation et l'importation de déchets dangereux et de matières recyclables dangereuses</i> et l'exportation de déchets contenant des BPC au sens du <i>Règlement sur l'exportation de déchets contenant des BPC (1996)</i>;</p> <p>b) la vente, l'importation ou la publicité des liquides pour usage en microscopie qui contiennent des BPC — y compris les huiles à immersion mais à l'exclusion des huiles à indice de réfraction — interdites par l'article 5 de la <i>Loi canadienne sur la sécurité des produits de consommation</i>;</p> <p>c) la mise en vente, la vente et l'utilisation de terrains contaminés par des BPC ou des produits qui en contiennent.</p> <p>DORS/2014-75, art. 2.</p>	Exclusion
Sale of property	<p><b>3.</b> Nothing in these Regulations shall be construed as preventing the sale of</p> <p>(a) personal property or movables that contain PCBs, or real property or immovables that have PCBs or products containing PCBs, and that form part of the sale of the whole or part of a business, including a manufacturing or a processing business;</p> <p>(b) real property or immovables that have products containing PCBs if the products continue to be used after the sale for the same purpose at the same</p>	<p><b>3.</b> Le présent règlement n'a pas pour effet d'empêcher la vente des biens suivants :</p> <p>a) tout bien meuble ou personnel qui contient des BPC ou tout bien immeuble ou réel où se trouvent des BPC ou des produits qui en contiennent, lesquels biens sont compris dans la vente de tout ou partie d'une entreprise, y compris une entreprise de fabrication ou de transformation;</p> <p>b) tout bien immeuble ou réel dont font partie intégrante les produits qui contiennent des BPC qui s'y trouvent, si les produits continuent d'être utilisés</p>	Vente de biens

place and are an integral part of the property or immovable; or

(c) real property or immovables on which a PCB storage site is located.

Compliance

4. In addition to the persons who must comply with the requirements set out in these Regulations, a person who owns PCBs or products containing PCBs shall ensure that the requirements of these Regulations with respect to those PCBs or products are met.

aux mêmes fins et au même endroit après la vente;

c) tout bien immeuble ou réel où se trouve un dépôt de BPC.

Conformité

4. En plus des personnes auxquelles il incombe des obligations en vertu du présent règlement, le propriétaire de BPC ou de produits qui en contiennent veille à ce que les exigences du présent règlement concernant ces BPC ou produits soient remplies.

PART 2

PROHIBITIONS AND PERMITTED ACTIVITIES

PROHIBITIONS

Release into the environment

5. (1) No person shall release PCBs into the environment, other than from the equipment referred to in subsection (2), in a concentration of

(a) 2 mg/kg or more for a liquid containing PCBs; or

(b) 50 mg/kg or more for a solid containing PCBs.

Release from equipment

(2) No person shall release more than one gram of PCBs into the environment from equipment referred to in section 16 that is in use or from equipment in use for which an extension has been granted under section 17.

Prohibited activities

6. Except as provided in these Regulations, no person shall

PARTIE 2

INTERDICTIONS ET ACTIVITÉS PERMISES

INTERDICTIONS

Rejet dans l'environnement

5. (1) Il est interdit de rejeter dans l'environnement, autrement qu'à partir d'une pièce d'équipement visée au paragraphe (2), des BPC de l'une ou l'autre des concentrations suivantes :

a) dans le cas d'un liquide qui contient des BPC, une concentration égale ou supérieure à 2 mg/kg;

b) dans le cas d'un solide qui contient des BPC, une concentration égale ou supérieure à 50 mg/kg.

Rejet à partir d'une pièce d'équipement

(2) Il est interdit de rejeter plus d'un gramme de BPC dans l'environnement à partir d'une pièce d'équipement visée à l'article 16 qui est en usage ou d'une pièce d'équipement dont l'usage fait l'objet d'une prolongation en vertu de l'article 17 et qui est en usage.

Activités interdites

6. Sauf dans la mesure prévue par le présent règlement, il est interdit :

a) de fabriquer, d'exporter ou d'importer des BPC ou tout produit qui en

(a) manufacture, export or import PCBs or a product containing PCBs in a concentration of 2 mg/kg or more;

(b) offer for sale or sell PCBs or a product containing PCBs in a concentration of 50 mg/kg or more; or

(c) process or use PCBs or a product containing PCBs.

contient en une concentration égale ou supérieure à 2 mg/kg;

b) de mettre en vente ou de vendre des BPC ou tout produit qui en contient en une concentration égale ou supérieure à 50 mg/kg;

c) de transformer ou d'utiliser des BPC ou tout produit qui en contient.

PERMITTED ACTIVITIES

ACTIVITÉS PERMISES

Laboratory analysis

7. A person may manufacture, export, import, offer for sale, sell, process and use PCBs or products containing PCBs for the purpose of laboratory analysis if the analysis is conducted

(a) in an authorized facility that is authorized for that purpose; or

(b) in a facility that conforms to internationally recognized guidelines on best laboratory practices, if the authorities of the jurisdiction in which the facility is located do not have a mechanism in place to authorize the facility to conduct the analysis.

SOR/2010-57, s. 20(F).

Analyses de laboratoire

7. Il est permis de fabriquer, d'exporter, d'importer, de mettre en vente, de vendre, de transformer et d'utiliser des BPC et des produits qui en contiennent pour des analyses de laboratoire, si celles-ci sont effectuées :

a) dans toute installation agréée à cette fin;

b) dans le cas où les autorités de la province ou du territoire où elle est située ne disposent d'aucun mécanisme l'autorisant à les effectuer, dans toute installation qui est conforme à des lignes directrices, reconnues à l'échelle internationale, sur les pratiques exemplaires en laboratoire.

DORS/2010-57, art. 20(F).

Research

8. (1) A person may offer for sale or sell PCBs or products containing PCBs to be processed or used for the purpose of research to determine the effects of those PCBs or products on human health or on the environment, if the facility in which they are processed or used is

(a) an authorized facility that is authorized for that purpose; or

(b) a facility that conforms to internationally recognized guidelines on best laboratory practices, if the authorities of the jurisdiction in which the facility is

Recherches

8. (1) Il est permis de mettre en vente ou de vendre des BPC ou des produits qui en contiennent pour qu'ils soient utilisés ou transformés à des fins de recherche visant à déterminer les effets des BPC ou des produits sur la santé humaine ou l'environnement, si l'installation où ils sont utilisés ou transformés se conforme à l'une ou l'autre des exigences suivantes :

a) elle est agréée à cette fin;

b) dans le cas où les autorités de la province ou du territoire où elle est située ne disposent d'aucun mécanisme l'auto-

located do not have a mechanism in place to authorize the facility to conduct the research.

risant à effectuer des recherches, elle est conforme à des lignes directrices, reconnues à l'échelle internationale, sur les pratiques exemplaires en laboratoire.

Processing and use

(2) A person may process and use the PCBs or products containing PCBs for the purpose of the research referred to in subsection (1) at a facility that meets the requirement set out in paragraph (1)(a) or (b).

(2) Il est permis de transformer et d'utiliser des BPC et des produits qui en contiennent pour effectuer les recherches visées au paragraphe (1) dans une installation qui se conforme à l'une ou l'autre des exigences prévues à ce paragraphe.

Transformation et utilisation

SOR/2010-57, s. 20(F).

DORS/2010-57, art. 20(F).

Electrical capacitor

**9.** A person may offer for sale, sell and use an electrical capacitor containing PCBs if the electrical capacitor

**9.** Il est permis de mettre en vente, de vendre et d'utiliser tout condensateur électrique qui contient des BPC, si les conditions suivantes sont réunies :

Condensateurs électriques

(a) is an integral part of a consumer product;

a) il fait partie intégrante d'un produit de consommation;

(b) is fusion sealed; and

b) ses joints sont thermoscellés;

(c) would be rendered inoperable and irreparable if the PCBs were removed from it.

c) il ne fonctionnerait plus et serait irréparable si les BPC en étaient extraits.

Aircraft, ships, trains and other vehicles

**10.** A person may export, import, offer for sale, sell and use for transportation purposes aircraft, ships, trains and other vehicles that contain PCBs only in their communication, navigation or electronic control equipment or cables.

**10.** Il est permis d'exporter, d'importer, de mettre en vente, de vendre et d'utiliser pour le transport, tout aéronef, navire, train ou autre véhicule dont seuls l'équipement de communication, de navigation ou de commande électronique ou les câbles contiennent des BPC.

Aéronefs, navires, trains et autres véhicules

Colouring pigment

**11.** (1) A person may manufacture, export, import, offer for sale, sell, process and use a colouring pigment containing PCBs produced incidentally if the concentration of the PCBs is less than 50 mg/kg.

**11.** (1) Il est permis de fabriquer, d'exporter, d'importer, de mettre en vente, de vendre, de transformer et d'utiliser des pigments pour la coloration qui contiennent des BPC produits par inadvertance en une concentration inférieure à 50 mg/kg.

Pigments pour la coloration

Annual average concentration

(2) Despite subsection (1), the annual average concentration of PCBs produced incidentally in colouring pigment that a person may manufacture, export, import, offer for sale, sell, process and use shall not exceed 25 mg/kg.

(2) Toutefois, la concentration moyenne annuelle de BPC produits par inadvertance dans les pigments pour la coloration fabriqués, exportés, importés, mis en vente, vendus, transformés et utilisés par toute personne ne peut dépasser 25 mg/kg.

Moyenne annuelle maximale

SOR/2010-57, s. 2(F).

DORS/2010-57, art. 2(F).



Destruction	<p><b>12.</b> A person may process PCBs or products containing PCBs for the purpose of destroying PCBs or recovering PCBs for the purpose of destroying them in an authorized facility that is authorized for that purpose.</p> <p>SOR/2010-57, s. 3(F).</p>	<p><b>12.</b> Il est permis de transformer des BPC et des produits qui en contiennent pour les détruire dans une installation agréée à cette fin ou pour les récupérer afin de les détruire dans une telle installation.</p> <p>DORS/2010-57, art. 3(F).</p>	Destruction
Solid products	<p><b>13.</b> (1) A person may manufacture solid products containing PCBs in a concentration of less than 50 mg/kg using bulk solid products containing PCBs in a concentration of less than 50 mg/kg, and may use those solid products.</p>	<p><b>13.</b> (1) Il est permis de fabriquer des produits solides qui contiennent des BPC en une concentration inférieure à 50 mg/kg à partir de produits solides en vrac qui eux-mêmes contiennent des BPC en une concentration inférieure à 50 mg/kg et d'utiliser ces produits solides.</p>	Produits solides
Application	<p>(2) Subsection (1) only applies to the manufacture of the types of products that are manufactured before September 5, 2008.</p>	<p>(2) Le paragraphe (1) ne s'applique qu'aux types de produits qui sont fabriqués avant le 5 septembre 2008.</p>	Application
Exception	<p>(3) No person shall offer for sale or sell the products manufactured in accordance with subsection (1) unless the products are used in the course of a commercial or industrial activity.</p> <p>SOR/2010-57, s. 4.</p>	<p>(3) Il est interdit de mettre en vente ou de vendre des produits fabriqués conformément au paragraphe (1) pour tout usage en dehors d'une activité commerciale ou industrielle.</p> <p>DORS/2010-57, art. 4.</p>	Exception
Cables, pipelines, electrical capacitors and other equipment	<p><b>14.</b> (1) A person may use the following products containing PCBs:</p> <p>(a) cables, if they remain in place on September 5, 2008;</p> <p>(b) pipelines that transport natural gas, petroleum or petroleum products and any associated equipment that is in contact with the natural gas, petroleum or petroleum products if the pipelines and the equipment remain in place on September 5, 2008;</p> <p>(c) fusion sealed capacitors if they are used in relation to communication equipment or electronic control equipment; and</p>	<p><b>14.</b> (1) Il est permis d'utiliser les produits ci-après qui contiennent des BPC :</p> <p>a) tout câble, s'il demeure à l'endroit où il se trouvait le 5 septembre 2008;</p> <p>b) tout pipeline qui transporte du gaz naturel, du pétrole ou des produits pétroliers, ainsi que tout équipement connexe qui est en contact avec le gaz naturel, le pétrole ou les produits pétroliers, si le pipeline et l'équipement demeurent à l'endroit où ils se trouvaient le 5 septembre 2008;</p> <p>c) tout condensateur électrique dont les joints sont thermoscellés et qui est utilisé à des fins de communication ou de commande électronique;</p>	Câbles, pipelines, condensateurs électriques et pièces d'équipements

(d) the following equipment containing PCBs in a concentration of less than 50 mg/kg if the equipment is used for the purpose for which it was manufactured:

- (i) electrical capacitors, light ballasts, electrical transformers and their auxiliary electrical equipment, including pole-top electrical transformers and their pole-top auxiliary electrical equipment,
- (ii) electromagnets that are not used in the handling of food, feed or any additive to food or feed, and
- (iii) heat transfer equipment, hydraulic equipment, vapour diffusion pumps and bridge bearings.

Electrical capacitors

(2) A person may import fusion sealed capacitors containing PCBs for use in relation to communication tactical equipment or electronic control tactical equipment.

SOR/2010-57, ss. 5, 19.

Liquids for servicing — concentration less than 2 mg/kg

**15.** (1) A person may use liquids containing PCBs in a concentration of less than 2 mg/kg for the purpose of servicing equipment containing PCBs.

Liquids for servicing — concentration of 500 mg/kg or more

(2) A person may use liquids containing PCBs in a concentration of 500 mg/kg or more for the purpose of servicing equipment containing PCBs in a concentration of 500 mg/kg or more until December 31, 2009.

d) les pièces d'équipement ci-après qui contiennent des BPC en une concentration inférieure à 50 mg/kg et qui sont utilisées aux fins auxquelles elles étaient destinées lors de leur fabrication :

- (i) les condensateurs électriques, les ballasts de lampes, les transformateurs électriques et tout équipement électrique connexe, y compris les transformateurs sur poteaux et tout équipement électrique connexe sur poteaux,
- (ii) les électroaimants ne servant pas à la manutention des aliments destinés aux humains ou aux animaux, ou de tout additif à ces aliments,
- (iii) l'équipement caloporteur, l'équipement hydraulique, les pompes à diffusion de vapeur et les appareils d'appui de pont.

Condensateurs électriques

(2) Il est permis d'importer tout condensateur électrique qui contient des BPC et dont les joints sont thermoscellés pour qu'il soit utilisé à des fins de communication tactique ou de commande électronique tactique.

DORS/2010-57, art. 5 et 19.

Liquides pour entretien — concentration inférieure à 2 mg/kg

**15.** (1) Il est permis d'utiliser tout liquide qui contient des BPC en une concentration inférieure à 2 mg/kg pour l'entretien de toute pièce d'équipement qui contient des BPC.

Liquide pour entretien — concentration de 500 mg/kg ou plus

(2) Il est également permis, jusqu'au 31 décembre 2009, d'utiliser tout liquide qui contient des BPC en une concentration égale ou supérieure à 500 mg/kg pour l'entretien de toute pièce d'équipement qui elle-même contient des BPC en une concentration égale ou supérieure à 500 mg/kg.

END-OF-USE DATES AND EXTENSION

UTILISATION — DATES LIMITES ET  
PROLONGATION

Equipment —  
subparagraphs  
14(1)(d)(i) to  
(iii)

**16.** (1) Subject to subsections (2) and (2.1), a person may use the equipment referred to in subparagraphs 14(1)(d)(i) to (iii) until the following dates if the equipment is in use on September 5, 2008:

(a) in the case of equipment containing PCBs in a concentration of 500 mg/kg or more, December 31, 2009; and

(b) in the case of equipment containing PCBs in a concentration of at least 50 mg/kg but less than 500 mg/kg,

(i) December 31, 2009, if the equipment is located at a drinking water treatment plant or food or feed processing plant, in a child care facility, preschool, primary school, secondary school, hospital or senior citizens' care facility or on the property on which the plant or facility is located and within 100 m of it, and

(ii) December 31, 2025, if the equipment is located at any other place.

Light ballasts  
and pole-top  
electrical  
transformers

(2) A person may use the following equipment containing PCBs in a concentration of 50 mg/kg or more until December 31, 2025, if the equipment is in use on September 5, 2008:

(a) light ballasts; and

(b) pole-top electrical transformers and their pole-top auxiliary electrical equipment.

Pièces  
d'équipement  
visées aux sous-  
alinéas 14(1)d)  
(i) à (iii)

**16.** (1) Sous réserve des paragraphes (2) et (2.1), il est permis d'utiliser les pièces d'équipement visées aux sous-alinéas 14(1)d)(i) à (iii) qui sont en usage le 5 septembre 2008 jusqu'aux dates suivantes :

a) si elles contiennent des BPC en une concentration égale ou supérieure à 500 mg/kg, jusqu'au 31 décembre 2009;

b) si elles contiennent des BPC en une concentration égale ou supérieure à 50 mg/kg mais inférieure à 500 mg/kg :

(i) jusqu'au 31 décembre 2009, si elles se trouvent dans une usine de traitement d'eau potable ou de transformation des aliments destinés aux humains ou aux animaux, dans une garderie, dans une école — de niveau préscolaire, primaire ou secondaire —, dans un hôpital ou dans une résidence pour personnes âgées ou sur le terrain d'un tel établissement, à 100 m ou moins de celui-ci,

(ii) jusqu'au 31 décembre 2025, si elles se trouvent à tout autre endroit.

(2) Il est permis, jusqu'au 31 décembre 2025, d'utiliser les pièces d'équipement ci-après qui sont en usage le 5 septembre 2008 et qui contiennent des BPC en une concentration égale ou supérieure à 50 mg/kg :

a) les ballasts de lampes;

b) les transformateurs sur poteaux ainsi que tout équipement électrique connexe sur poteaux.

Ballasts de  
lampes et  
transformateurs  
sur poteaux

Current transformers and other equipment

(2.1) A person may, from January 1, 2015 until December 31, 2025, use any current transformers, potential transformers, circuit breakers, reclosers and bushings that are located at an electrical generation, transmission or distribution facility and contain PCBs in a concentration of 500 mg/kg or more if that equipment is in use on September 5, 2008.

(2.1) À compter du 1<sup>er</sup> janvier 2015 jusqu'au 31 décembre 2025, il est permis d'utiliser les transformateurs d'intensité, transformateurs de potentiel, disjoncteurs, disjoncteurs à réenclenchement et traversées isolées se trouvant dans une installation de production, de transmission ou de distribution d'électricité qui sont en usage le 5 septembre 2008 et qui contiennent des BPC en une concentration égale ou supérieure à 500 mg/kg.

Transformateurs d'intensité et autre équipement électrique

Liquid — authorized concentration

(3) A person may use a liquid containing PCBs in a concentration of 2 mg/kg or more but less than 50 mg/kg in equipment until the day on which the liquid is removed from the equipment.

(3) Il est permis d'utiliser tout liquide qui contient des BPC en une concentration égale ou supérieure à 2 mg/kg, mais inférieure à 50 mg/kg dans une pièce d'équipement jusqu'à ce qu'il en soit extrait.

Liquides — concentration autorisée

SOR/2010-57, s. 19; SOR/2014-75, s. 3.

DORS/2010-57, art. 19; DORS/2014-75, art. 3.

Extension of end-of-use date

**17.** (1) Despite subsection 15(2), paragraph 16(1)(a) and subparagraph 16(1)(b)(i), a person may use the equipment and the liquids used for servicing that equipment, referred to in those provisions, until the date set out in an extension granted by the Minister under subsection (2) for that equipment and those liquids.

**17.** (1) Malgré le paragraphe 15(2), l'alinéa 16(1)a) et le sous-alinéa 16(1)b)(i), il est permis d'utiliser les pièces d'équipement et les liquides utilisés pour leur entretien visés à ces dispositions jusqu'à l'expiration de toute prolongation accordée par le ministre en vertu du paragraphe (2) pour ces pièces d'équipement et ces liquides.

Prolongation de la date de fin d'utilisation

Application

(2) The Minister shall, on receiving a written application containing the information set out in subsection (3), grant an extension up to the date applied for but no later than December 31, 2014, if either of the following conditions are met:

(2) Sur réception d'une demande écrite comportant les renseignements prévus au paragraphe (3), le ministre accorde une prolongation jusqu'à la date prévue dans la demande mais au plus tard jusqu'au 31 décembre 2014, si l'une ou l'autre des conditions suivantes est remplie :

Demande

(a) the equipment is being replaced with equipment that is engineered to order, and

a) la pièce d'équipement doit être remplacée par une pièce d'équipement conçue et fabriquée sur mesure et :

(i) it is not technically feasible to replace the equipment on or before December 31, 2009,

(i) il est techniquement impossible de le faire le 31 décembre 2009 ou avant cette date,

(ii) the applicant is taking all necessary measures to minimize or eliminate any harmful effect of the PCBs in

(ii) le demandeur prend les mesures nécessaires pour éliminer ou atténuer

the equipment on the environment and on human health,

(iii) a plan has been prepared, along with timelines, to end the use of the equipment by the date applied for,

(iv) a plan has been prepared for inspecting the equipment on a monthly basis for the period of the extension for damage that could lead to the release of PCBs, and

(v) the equipment bears the label required under section 29; or

(b) the equipment is located at a facility that is scheduled for permanent closure on or before December 31, 2014, and

(i) the applicant is taking all necessary measures to minimize or eliminate any harmful effect of the PCBs in the equipment on the environment and on human health,

(ii) a plan has been prepared, along with timelines, to end the use of the equipment by the date applied for,

(iii) a plan has been prepared for inspecting the equipment on a monthly basis, for the period of the extension, for damage that could lead to the release of PCBs, and

(iv) the equipment bears the label required under section 29.

tout effet nocif des BPC contenus dans la pièce sur l'environnement et la santé humaine,

(iii) un plan, incluant un échéancier, a été dressé afin que l'utilisation de la pièce cesse au plus tard à la date prévue dans la demande,

(iv) un plan a été dressé pour l'inspection de la pièce une fois par mois durant la prolongation afin que soit décelé tout dommage pouvant mener au rejet de BPC,

(v) la pièce porte l'étiquette exigée par l'article 29;

b) la pièce d'équipement se trouve dans une installation dont la fermeture permanente est prévue au plus tard pour le 31 décembre 2014 et :

(i) le demandeur prend les mesures nécessaires pour éliminer ou atténuer tout effet nocif des BPC contenus dans la pièce sur l'environnement et la santé humaine,

(ii) un plan, incluant un échéancier, a été dressé afin que l'utilisation de la pièce cesse au plus tard à la date prévue dans la demande,

(iii) un plan a été dressé pour l'inspection de la pièce une fois par mois durant la prolongation afin que soit décelé tout dommage pouvant mener au rejet de BPC;

(iv) la pièce porte l'étiquette exigée par l'article 29.

Information

(3) The application shall contain the following:

(a) the name, civic and mailing addresses, telephone number, fax number, if any, and e-mail address, if any, of the

(3) La demande comporte :

a) les nom, adresses municipale et postale et numéro de téléphone du demandeur et de toute personne autorisée à agir en son nom et, le cas échéant, leurs nu-

Renseignements

applicant and of any person authorized to act on the applicant's behalf;

(b) a technical description of the equipment which is the subject of the application, including

- (i) the type and function of the equipment,
- (ii) the quantity of liquid containing PCBs that is in the equipment and the quantity of liquid needed for servicing that equipment, expressed in litres,
- (iii) the concentration of PCBs in the liquid, expressed in milligrams of PCBs per kilogram of liquid,
- (iv) the quantity of PCBs in the liquid that is in the equipment, expressed in kilograms, and
- (v) the name-plate description, if any, and the manufacturer's serial number, if any;

(c) the unique identification number that is on the label required under section 29;

(d) the name, if any, and civic address of the facility where the equipment is located, or, if there is no civic address, the location using the owner's site identification system, and the function and technical description of the facility;

(e) information demonstrating that

- (i) it is not technically feasible to replace the equipment on or before December 31, 2009, or
- (ii) the facility where the equipment is located is scheduled for permanent closure on or before December 31, 2014;

(f) information demonstrating that the applicant is taking all necessary mea-

sure de télécopieur et adresse électronique;

b) les caractéristiques techniques de la pièce d'équipement qui fait l'objet de la demande, notamment :

- (i) son type et sa fonction,
- (ii) la quantité de liquide qui contient des BPC qui s'y trouve et la quantité de liquide nécessaire pour son entretien, exprimées en litres,
- (iii) la concentration de BPC dans le liquide, exprimée en milligrammes de BPC par kilogramme de liquide,
- (iv) la quantité de BPC dans le liquide qui s'y trouve, exprimée en kilogrammes,
- (v) s'il y a lieu, l'information figurant sur la plaque d'identification et le numéro de série de son fabricant;

c) le numéro d'identification unique figurant sur l'étiquette en application de l'article 29;

d) le nom, s'il y a lieu, et l'adresse municipale de l'installation où se trouve la pièce d'équipement ou, à défaut, l'endroit où elle se trouve d'après le système d'identification de site du propriétaire, et la fonction et les caractéristiques techniques de l'installation;

e) les renseignements qui établissent :

- (i) soit qu'il est techniquement impossible de remplacer la pièce d'équipement le 31 décembre 2009 ou avant cette date,
- (ii) soit que la fermeture permanente de l'installation dans laquelle se trouve la pièce d'équipement est pré-

asures to minimize or eliminate any harmful effect of the PCBs that are contained in the equipment on the environment and on human health;

(g) the plan, along with timelines, for ending the use of the equipment; and

(h) the plan for inspecting the equipment.

vue au plus tard pour le 31 décembre 2014;

f) les renseignements qui établissent que les mesures nécessaires ont été prises par le demandeur pour éliminer ou atténuer tout effet nocif des BPC contenus dans la pièce d'équipement sur l'environnement et la santé humaine;

g) le plan et l'échéancier qui seront mis en oeuvre afin que cesse l'utilisation de la pièce d'équipement;

h) le plan d'inspection de la pièce d'équipement.

Notice of change to information

(4) The applicant shall notify the Minister in writing of any change to the information provided under subsection (3) within 30 days after the day on which the change occurs.

(4) Le demandeur est tenu d'aviser le ministre par écrit de tout changement apporté aux renseignements fournis en application du paragraphe (3) dans les trente jours suivant la date du changement.

Avis de changement apporté aux renseignements

False or misleading information

(5) The Minister shall refuse to grant an extension if the Minister has reasonable grounds to believe that the applicant has provided false or misleading information in support of its application.

(5) Le ministre refuse d'accorder une prolongation s'il a des motifs raisonnables de croire que le demandeur a fourni des renseignements faux ou trompeurs au soutien de sa demande.

Renseignements faux ou trompeurs

Revocation

(6) The Minister shall revoke the extension if

(6) Il révoque la prolongation :

Révocation

(a) the requirements set out in subsection (2) are no longer met during the period of the extension; or

a) si, durant la prolongation, les conditions prévues au paragraphe (2), selon le cas, ne sont plus remplies;

(b) the Minister has reasonable grounds to believe that the applicant has provided false or misleading information to the Minister in support of its application.

b) s'il a des motifs raisonnables de croire que le demandeur lui a fourni des renseignements faux ou trompeurs au soutien de sa demande.

Reasons for revocation

(7) The Minister shall not revoke the extension unless the Minister provides the applicant with

(7) Il ne peut toutefois révoquer la prolongation que si, à la fois :

Motifs de révocation

(a) written reasons for the revocation; and

a) il a avisé le titulaire par écrit des motifs de la révocation;

(b) an opportunity to be heard, by written representation, in respect of the revocation.

SOR/2010-57, s. 6(F).

b) il lui a donné la possibilité de présenter des observations par écrit au sujet de celle-ci.

DORS/2010-57, art. 6(F).

### PART 3

#### STORAGE

Application — concentration of 50 mg/kg or more

**18.** (1) Subject to subsection (3), this Part applies to all solids and liquids containing PCBs in a concentration of 50 mg/kg or more that are located at a particular site if the liquids or solids are present in a quantity greater than or equal to

- (a) 100 L, in the case of liquids; and
- (b) 100 kg, in the case of solids.

Application — quantity of 1 kg or more

(2) Subject to subsection (3), this Part also applies to all solids and liquids containing PCBs in a concentration of 50 mg/kg or more that are located at a particular site in a quantity of less than 100 L, in the case of liquids, and 100 kg, in the case of solids, if the total quantity of PCBs contained in the liquids or the solids or in the liquids and solids combined, determined in accordance with the following formulas, as applicable, is 1 kg or more:

- (a) in the case of liquids,

$$\Sigma \frac{(V \times D \times C)}{1\,000\,000}$$

where

V is the volume of each liquid containing PCBs in a given concentration, expressed in L,

D is the density of PCBs in each liquid as follows:

### PARTIE 3

#### STOCKAGE

Application — concentration égale ou supérieure à 50 mg/kg

**18.** (1) Sous réserve du paragraphe (3), la présente partie s'applique à tout liquide et à tout solide qui contient des BPC en une concentration égale ou supérieure à 50 mg/kg et qui se trouve en la quantité ci-après dans un même emplacement :

- a) dans le cas d'un liquide, égale ou supérieure à 100 L;
- b) dans le cas d'un solide, égale ou supérieure à 100 kg.

Application — quantité de 1 kg ou plus

(2) Sous réserve du paragraphe (3), la présente partie s'applique également à tout liquide et à tout solide qui contient des BPC en une concentration égale ou supérieure à 50 mg/kg et qui se trouve dans un même emplacement en une quantité inférieure à 100 L, dans le cas d'un liquide, ou inférieure à 100 kg, dans le cas d'un solide, si le liquide, le solide ou la combinaison des deux renferment une quantité totale égale ou supérieure à 1 kg de BPC calculée conformément à la formule applicable suivante :

- a) dans le cas de tout liquide :

$$\Sigma \frac{(V \times D \times C)}{1\,000\,000}$$

où :

V représente le volume de chaque liquide contenant des BPC en une concentration donnée, exprimé en L,

D la densité des BPC dans chaque liquide :



(i) 0.9 kg/L, if the concentration of PCBs in the liquid is less than 10 000 mg/kg, and

(ii) 1.5 kg/L, if the concentration of PCBs in the liquid is 10 000 mg/kg or more, and

C is the concentration of PCBs in each liquid, expressed in mg/kg; and

(b) in the case of solids,

$$\Sigma \frac{(M \times C)}{1\,000\,000}$$

where

M is the weight of each solid containing PCBs in a given concentration, expressed in kg, and

C is the concentration of PCBs in each solid, expressed in mg/kg.

Non-application

(3) This Part does not apply in respect of the following products containing PCBs:

(a) solid or liquid products that are processed daily or used;

(b) pipelines that transport natural gas, petroleum or petroleum products, and any associated equipment that is in contact with the natural gas, petroleum or petroleum products, if they remain in place on September 5, 2008; and

(c) cables, if they remain in place on September 5, 2008.

SOR/2010-57, s. 19; SOR/2014-75, s. 4.

Requirement to store

**19.** (1) A person who owns, controls or possesses PCBs or products containing PCBs shall, within 30 days after the day on which those PCBs or products cease to be

(i) si la concentration des BPC est inférieure à 10 000 mg/kg, 0,9 kg/L,

(ii) si la concentration des BPC est supérieure ou égale à 10 000 mg/kg, 1,5 kg/L,

C la concentration des BPC dans chaque liquide, exprimée en mg/kg;

b) dans le cas de tout solide,

$$\Sigma \frac{(M \times C)}{1\,000\,000}$$

où :

M représente la masse de chaque solide contenant des BPC en une concentration donnée, exprimée en kg

C la concentration des BPC dans chaque solide, exprimée en mg/kg

Exclusion

(3) La présente partie ne s'applique pas aux produits ci-après qui contiennent des BPC :

a) les produits liquides ou solides qui sont transformés quotidiennement ou utilisés;

b) tout pipeline qui transporte du gaz naturel, du pétrole ou des produits pétroliers, ainsi que tout équipement connexe qui est en contact avec le gaz naturel, le pétrole ou les produits pétroliers, si le pipeline et l'équipement demeurent à l'endroit où ils se trouvaient le 5 septembre 2008;

c) les câbles, s'ils demeurent à l'endroit où ils se trouvaient le 5 septembre 2008.

DORS/2010-57, art. 19; DORS/2014-75, art. 4.

Obligation de stocker

**19.** (1) Le propriétaire de BPC ou de produits qui en contiennent ou la personne qui en a la possession ou le contrôle est tenu, dans les trente jours suivant la date où ceux-ci cessent d'être transformés quoti-

processed daily or used or after September 5, 2008, whichever is later, either

- (a) send them for destruction to an authorized facility that is authorized for that purpose; or
- (b) store them at a PCB storage site for the period during which they are not processed daily or used.

Remote from or no access to roadway

(2) Despite subsection (1), if the PCBs or products containing PCBs are remote from a roadway system or if there is no access to a roadway system, the person who owns, controls or possesses the PCBs or products may store them at a PCB storage site as soon as feasible but no later than one year after the day on which they are not processed daily or used or one year after September 5, 2008, whichever is later. That person shall use best management practices for them from the time that they cease to be processed daily or used until the time that they are stored at a PCB storage site.

SOR/2010-57, s. 7.

Prohibition against storage

**20.** (1) Effective September 5, 2009, no person shall store PCBs or products containing PCBs at the following plants or facilities or on the land on which those plants or facilities are located and within 100 m of them:

- (a) a drinking water treatment plant or a food or feed processing plant; or
- (b) a child care facility, preschool, primary school, secondary school, hospital, or senior citizens' care facility.

diennement ou utilisés ou suivant le 5 septembre 2008, selon la plus tardive de ces dates :

- a) soit de les expédier pour qu'ils soient détruits dans une installation agréée à cette fin;
- b) soit de les stocker dans un dépôt de BPC pendant qu'ils ne sont pas transformés quotidiennement ou utilisés.

(2) Si les BPC ou les produits qui en contiennent sont éloignés de tout système routier ou se trouvent à un endroit où il n'y a pas d'accès à un tel système, le propriétaire ou la personne peut les stocker dans un dépôt de BPC le plus tôt possible, sans toutefois dépasser un an à compter de la date où ils cessent d'être transformés quotidiennement ou utilisés ou du 5 septembre 2008, selon la plus tardive de ces dates. Ils sont tenus d'appliquer des pratiques exemplaires de gestion pour les BPC et les produits dès qu'ils cessent d'être transformés quotidiennement ou utilisés, et ce, jusqu'à leur stockage dans un dépôt de BPC.

DORS/2010-57, art. 7.

Endroit éloigné ou inaccessible

**20.** (1) À compter du 5 septembre 2009, il est interdit de stocker des BPC ou des produits qui en contiennent dans l'un des établissements ci-après ou sur le terrain d'un tel établissement, à 100 m ou moins de celui-ci :

- a) une usine de traitement d'eau potable ou de transformation des aliments destinés aux humains ou aux animaux;
- b) une garderie, une école — de niveau préscolaire, primaire ou secondaire —, un hôpital ou une résidence pour personnes âgées.

Interdiction de stocker

Light ballasts	<p>(2) Subsection (1) does not apply to light ballasts.</p> <p>SOR/2010-57, s. 8.</p>	<p>(2) Le paragraphe (1) ne s'applique pas aux ballasts de lampes.</p> <p>DORS/2010-57, art. 8.</p>	<p>Ballasts de lampes</p>
Maximum storage periods	<p><b>21.</b> (1) Despite any other provision in these Regulations and subject to section 22, no person shall store PCBs or products containing PCBs, other than those referred to in section 23, beyond the following time limits:</p> <p>(a) one year, beginning on the day on which their use is no longer permitted under these Regulations or the day on which they are no longer processed daily or used, whichever is sooner, if the PCBs or products are stored at a facility that is not referred to in paragraph (1)(b) or (c);</p> <p>(b) one year, if the PCBs or products are stored at an authorized facility that is a transfer site; and</p> <p>(c) two years, if the PCBs or products are stored at an authorized facility that is authorized to destroy them.</p>	<p><b>21.</b> (1) Malgré toute autre disposition du présent règlement mais sous réserve de l'article 22, il est interdit de stocker des BPC et des produits qui en contiennent, autres que ceux visés à l'article 23, au-delà de la période applicable suivante :</p> <p>a) un an à compter du jour où le présent règlement ne permet plus l'utilisation des BPC et des produits ou de celui, s'il est antérieur, où ils ont cessé d'être transformés quotidiennement ou utilisés, s'ils sont stockés à une installation qui n'est pas visée aux alinéas (1)b) ou c);</p> <p>b) un an, s'ils sont stockés dans une installation agréée qui est un centre de transfert;</p> <p>c) deux ans, s'ils sont stockés dans une installation agréée qui est autorisée à les détruire.</p>	<p>Périodes maximales de stockage</p>
Transfer sites	<p>(2) If the PCBs or products containing PCBs are sent from one transfer site to another, the period referred to in paragraph (1)(b) begins when they are received at the first transfer site.</p>	<p>(2) Si les BPC et les produits qui en contiennent sont expédiés d'un centre de transfert à un autre, la période prévue à l'alinéa (1)b) commence à courir le jour de leur réception au premier centre de transfert.</p>	<p>Centres de transfert</p>
Destruction	<p>(3) The owner or operator of the facility referred to in paragraph (1)(a) or (b) shall send the PCBs or products containing PCBs for destruction to an authorized facility that is authorized for that purpose within the time limit set out in those paragraphs.</p>	<p>(3) Le propriétaire ou l'exploitant de l'installation visée aux alinéas (1)a) ou b) est tenu d'expédier, dans le délai prévu à ces alinéas, les BPC ou les produits qui en contiennent pour qu'ils soient détruits dans une installation agréée à cette fin.</p>	<p>Destruction</p>
Exceptions to maximum storage periods	<p><b>22.</b> (1) Section 21 does not apply to the storage of</p>	<p><b>22.</b> (1) L'article 21 ne s'applique pas au stockage :</p> <p>a) des liquides visés au paragraphe 15(2) ou pour lesquels une pro-</p>	<p>Périodes maximales de stockage — exceptions</p>

(a) liquids referred to in subsection 15(2) or for which an extension has been granted under subsection 17; or

(b) for the duration of any environmental remediation work, solids and liquids containing PCBs in a concentration of 50 mg/kg or more resulting from that work and stored on site for that duration, if the requirements set out in subsections (2) and (3) are complied with.

Information to be provided

(2) The owner of the land where the solids and liquids referred to in paragraph (1)(b) are located shall submit to the Minister at least 30 days before the storage of the solids or liquids or within 30 days after September 5, 2008, whichever is later, the following information:

(a) the civic address of the restoration work site or if there is no civic address, the location using the Global Positioning System;

(b) the date of commencement of the restoration work;

(c) the anticipated date of completion of the restoration work; and

(d) the anticipated date of the end of storage of the solids or liquids.

Changes to information

(3) The person referred to in subsection (2) shall notify the Minister in writing of the changes to be made at least 30 days before making any changes to the information provided under that subsection.

SOR/2010-57, s. 9; SOR/2014-75, s. 5.

PCBs or products containing PCBs stored on September 5, 2008

**23.** A person who owns, controls or possesses PCBs or products containing PCBs, other than liquids for which an extension has been granted under section 17, that are stored on September 5, 2008 may store them

longation a été accordée en vertu de l'article 17;

b) durant des travaux de restauration de l'environnement, des solides et des liquides qui contiennent des BPC en une concentration égale ou supérieure à 50 mg/kg et qui sont issus de ces travaux, s'ils sont stockés sur place pendant la durée de ces mêmes travaux et si les exigences prévues aux paragraphes (2) et (3) sont respectées.

Renseignements à fournir

(2) Le propriétaire du terrain où se trouvent les solides ou les liquides visés à l'alinéa (1)b) fournit au ministre, au plus tard trente jours avant la date de leur stockage ou trente jours après le 5 septembre 2008, selon la plus tardive de ces dates, les renseignements suivants :

a) l'adresse municipale de l'endroit où sont effectués les travaux de restauration ou, à défaut, sa localisation d'après le système mondial de localisation;

b) la date de début des travaux de restauration;

c) la date prévue pour la fin des travaux de restauration;

d) la date prévue pour la cessation du stockage des solides ou des liquides.

Modification des renseignements

(3) Il avise également le ministre par écrit, au moins trente jours à l'avance, de toute modification apportée aux renseignements fournis.

DORS/2010-57, art. 9; DORS/2014-75, art. 5.

BPC et produits qui en contiennent stockés le 5 septembre 2008

**23.** Le propriétaire ou la personne qui a la possession ou le contrôle de BPC ou de produits qui en contiennent, autres que des liquides visés par une prolongation au titre de l'article 17, qui sont stockés en date du

(a) until December 31, 2009 if they are sent by that date for destruction to an authorized facility that is authorized for that purpose; or

(b) until December 31, 2011 if they are destroyed by that date, at the location where they are stored, in an authorized facility that is authorized for that purpose.

SOR/2010-57, s. 10; SOR/2014-75, s. 6(E).

5 septembre 2008 est autorisé à les stocker :

a) jusqu'au 31 décembre 2009, s'ils sont expédiés, au plus tard à cette date, pour être détruits dans une installation agréée à cette fin;

b) jusqu'au 31 décembre 2011, s'ils sont détruits, au plus tard à cette date, dans une installation agréée à cette fin se trouvant à l'emplacement de stockage.

DORS/2010-57, art. 10; DORS/2014-75, art. 6(A).

PCB storage site

**24.** PCBs or products containing PCBs shall be stored at a site that is

(a) a building, room, shipping container or other enclosed structure; or

(b) an area that is enclosed by a woven mesh wire fence or any other fence or wall with similar security characteristics, and the fence or wall shall be at least 1.83 m high.

**24.** Les BPC et les produits qui en contiennent doivent être stockés dans un dépôt qui est :

a) soit un bâtiment, une pièce, un conteneur ou tout autre ouvrage fermé;

b) soit un endroit entouré d'une clôture grillagée ou d'un autre genre de clôture ou d'un mur présentant des caractéristiques similaires sur le plan de la sécurité, la clôture ou le mur ayant au moins 1,83 m de haut.

Dépôt de BPC

Storage requirements

**25.** The owner or operator of a PCB storage site shall

(a) store all PCBs or products containing PCBs that are in liquid form in

(i) sealed containers, other than drums, that are made of steel or other metals that provide sufficient durability and strength to prevent those PCBs or products from being affected by the weather or released, or

(ii) drums that are

(A) of a capacity not greater than 205 L,

(B) a closed-head double-bung drum made of steel having a gauge of 16 or heavier, and

**25.** Le propriétaire ou l'exploitant d'un dépôt de BPC :

a) stocke les BPC et les produits en contenant qui sont des liquides dans :

(i) soit des contenants étanches, autres que des fûts, faits d'acier ou d'autres métaux offrant une durabilité et une solidité suffisantes pour que ces BPC et ces produits ne soient pas affectés par les conditions climatiques ni rejetés,

(ii) soit des fûts qui, à la fois :

(A) ont une capacité d'au plus 205 L,

(B) sont faits d'acier d'épaisseur minimale 16, ont un dessus non

Exigences relatives au stockage

- (C) painted or treated to prevent rusting;
- (b) store all PCBs or products containing PCBs that are in solid form in
- (i) containers, other than drums, that are made of steel or other materials that provide sufficient durability and strength to prevent those PCBs or products from being affected by the weather or released, or
- (ii) drums that are
- (A) of a capacity not greater than 205 L,
- (B) made of steel having a gauge of 18 or heavier,
- (C) equipped with a securely attached, removable steel lid and a gasket made of material that is resistant to the PCBs or the products containing PCBs that are stored in the drums, and
- (D) painted or treated to prevent rusting;
- (c) store equipment containing PCB liquids in
- (i) containers, other than drums, that are made of steel or other materials that provide sufficient durability and strength to prevent the equipment from being affected by the weather and to prevent any PCB liquid that leaks from the equipment from being released, or
- (ii) drums described in subparagraph (b)(ii);
- (d) store all equipment that is not in a container, other than drained equipment, if that equipment contains PCB liquid,
- amovible et sont munis de deux bondes,
- (C) sont enduits d'une peinture ou d'un revêtement antirouille;
- b) stocke les BPC et les produits en contenant qui sont des solides dans :
- (i) soit des contenants, autres que des fûts, faits d'acier ou d'autres matériaux offrant une durabilité et une solidité suffisantes pour que ces BPC et ces produits ne soient pas affectés par les conditions climatiques ni rejetés,
- (ii) soit des fûts qui, à la fois :
- (A) ont une capacité d'au plus 205 L,
- (B) sont faits d'acier d'épaisseur minimale 18,
- (C) sont dotés d'un couvercle d'acier amovible solidement fixé et d'un joint fait d'un matériau résistant aux BPC et aux produits en contenant qui y sont stockés,
- (D) sont enduits d'une peinture ou d'un revêtement antirouille;
- c) stocke les pièces d'équipement qui renferment des liquides contenant des BPC dans :
- (i) soit des contenants, autres que des fûts, faits d'acier ou d'autres matériaux offrant une durabilité et une solidité suffisantes pour que les pièces d'équipement ne soient pas affectées par les conditions climatiques et que les liquides, s'ils fuient des pièces, ne soient pas rejetés,
- (ii) soit des fûts visés au sous-alinéa b)(ii);

and all containers of PCB liquid, on a floor or surface that is made of steel, concrete or any other similar durable material and that is constructed with curbing or sides that are capable of containing

(i) if one piece of equipment or one container is being stored, 125% of the volume of the PCB liquid in the equipment or container, and

(ii) if more than one piece of equipment or more than one container is being stored, the greater of twice the volume of the PCB liquid in the largest piece of equipment or the largest container and 25% of the volume of all the PCB liquid stored on the floor or surface;

(e) if the material of the floor or surface or the curbing or sides referred to in paragraph (d) are capable of absorbing any PCB liquid or other product containing PCBs, seal the floor, surface, curbing or sides with an impervious, durable, PCB-resistant coating;

(f) ensure that all floor drains, sumps or other openings in the floor or surface referred to in paragraph (d) are

(i) closed and sealed to prevent the release of liquids, or

(ii) connected to a drainage system suitable for liquid dangerous goods that terminates at a location where any spilled liquids will be contained and recovered and where the spilled liquids will not create a fire hazard or a risk to public health or safety;

(g) place on skids or pallets all equipment containing PCBs and containers of PCBs or products containing PCBs that

d) stocke les pièces d'équipement — autres que celles contenant des BPC qui ont été vidangées — qui ne sont pas dans un contenant et qui renferment des liquides contenant des BPC, ainsi que tout contenant qui renferme de tels liquides, sur un plancher ou une surface fait d'acier, de béton ou d'un autre matériau durable semblable et entouré d'un rebord ou de côtés capables de retenir :

(i) si une seule pièce d'équipement ou un seul contenant est stocké, 125 % du volume des liquides contenant des BPC que renferme cette pièce d'équipement ou le contenant,

(ii) si plus d'une pièce d'équipement ou plus d'un contenant est stocké, le plus élevé des volumes suivants : le double du volume des liquides contenant des BPC que renferme la plus grosse pièce d'équipement ou le plus grand contenant ou 25 % du volume de l'ensemble des liquides contenant des BPC qui sont stockés sur le plancher ou la surface;

e) scelle, au moyen d'un revêtement étanche, durable et résistant aux BPC, le plancher, la surface, le rebord ou les côtés visés à l'alinéa d), lorsqu'ils peuvent absorber des liquides ou d'autres produits qui contiennent des BPC;

f) veille à ce que les drains de sol, puits et autres ouvertures dans le plancher ou la surface visés à l'alinéa d) soient, selon le cas :

(i) obturés et scellés pour empêcher le rejet de liquides,

(ii) reliés à un réseau de drainage convenant aux marchandises dangereuses liquides, qui se jette dans un

are not permanently secured to the floor or a surface;

(h) stack containers of PCBs and products containing PCBs, other than drums, only if the containers are designed for stacking, and stack containers of PCB liquid not more than two containers high;

(i) if drums containing PCBs or products containing PCBs are stacked, separate the drums from each other with pallets and, in the case of drums of PCB liquid, stack the drums not more than two drums high;

(j) store equipment containing PCBs, and containers of PCBs or products containing PCBs, in a manner that makes them accessible for inspection;

(k) store PCBs or products containing PCBs in a manner that prevents them from catching fire or being released;

(l) store PCBs or products containing PCBs together, and separate them from other stored materials;

(m) if reasonably practicable, equip any indoor PCB storage site having a mechanical exhaust system with heat or smoke sensory controls that stop the fan and close the intake and exhaust dampers in the event of a fire;

(n) if equipment or containers of PCB liquid are stored outdoors, cover all PCB equipment that is not in a container, other than drained equipment, if that equipment contains PCB liquid, and all containers of PCB liquid, with a weatherproof roof or barrier that protects the equipment and containers and prevents rain or snow from entering the

lieu où les liquides déversés seront confinés et récupérés et où ils ne constitueront pas un risque d'incendie ni un risque pour la santé et la sécurité publiques;

g) place sur des patins ou des palettes les pièces d'équipement contenant des BPC et les contenants renfermant des BPC ou des produits en contenant qui ne sont pas fixés de façon permanente à un plancher ou à une surface;

h) empile les contenants de BPC et de produits qui en contiennent, autres que les fûts, seulement s'ils sont conçus à cette fin et, dans le cas des contenants renfermant des liquides qui contiennent des BPC, ne les empile pas à plus de deux contenants de haut;

i) s'ils sont empilés, sépare les fûts de BPC et de produits qui en contiennent les uns des autres avec des palettes et, dans le cas des fûts renfermant des liquides qui contiennent des BPC, ne les empile pas à plus de deux fûts de haut;

j) stocke les pièces d'équipement qui contiennent des BPC et les contenants renfermant des BPC ou des produits qui en contiennent de manière à ce qu'ils soient accessibles à des fins d'inspection;

k) stocke les BPC et les produits qui en contiennent de façon à empêcher leur inflammation ou leur rejet;

l) stocke les BPC et les produits qui en contiennent ensemble, à l'écart des autres matériaux stockés;

m) dans la mesure du possible, munit tout dépôt de BPC intérieur ayant un dispositif mécanique de ventilation de commandes sensibles à la chaleur ou à la fu-



curbing and the sides of the floor and the surface under them; and

(o) ensure that all drained PCB equipment and all containers of any PCB solid or PCB equipment are structurally sound and weatherproof if stored outdoors.

mée qui, en cas d'incendie, arrêtent le ventilateur et ferment les registres d'admission et d'évacuation d'air;

n) s'ils sont stockés dehors, couvre les pièces d'équipement — autres que celles contenant des BPC qui ont été vidangées — qui ne sont pas dans un contenant et qui renferment des liquides contenant des BPC, ainsi que tout contenant qui renferme de tels liquides, d'une toiture ou d'un écran à l'épreuve des intempéries qui les protège et empêche la pluie et la neige de pénétrer à l'intérieur du rebord et des côtés du plancher et de la surface sur lesquels ils sont posés;

o) s'ils sont stockés dehors, veille à ce que les pièces d'équipement contenant des BPC qui ont été vidangées et tout contenant qui renferme des solides ou des pièces d'équipement contenant des BPC aient une structure en bon état et soient à l'épreuve des intempéries.

Access to PCB storage site

**26.** The owner or operator of a PCB storage site shall keep all points of access to the PCB storage site locked or guarded.

**26.** Le propriétaire ou l'exploitant d'un dépôt de BPC tient chaque point d'accès au dépôt verrouillé ou veille à ce qu'il soit gardé.

Accès au dépôt de BPC

Inspection and maintenance of a PCB storage site

**27.** The owner or operator of a PCB storage site shall

**27.** Le propriétaire ou l'exploitant d'un dépôt de BPC :

Inspection et entretien des dépôts de BPC

(a) inspect all floors, curbing, sides, drains, drainage systems, weatherproof roofs and barriers, fences and walls of the PCB storage site, any fire alarm system, fire extinguishers and fire suppression system and all equipment containing PCBs, containers used for the storage of PCBs or products containing PCBs and materials for clean-up at the PCB storage site

a) en inspecte les planchers, les rebords, les côtés, les drains, les réseaux de drainage, les toitures et écrans à l'épreuve des intempéries, les clôtures, les murs, le système d'alarme-incendie, les extincteurs et le réseau d'extinction automatique, ainsi que les pièces d'équipement qui contiennent des BPC, les contenants servant au stockage des BPC ou des produits qui en contiennent et les agents de nettoyage qui s'y trouvent :

(i) each month,

(i) tous les mois,

(ii) at intervals of more than one month, if the Minister, on the written request of the owner or operator, determines that it is not reasonably practicable to inspect the site each month, due to its remote location, or

(iii) at intervals of less than one month, if more frequent inspections are necessary for the safe operation of the site; and

(b) keep in good condition and, if damaged, immediately repair or replace the floors, curbing, sides, drains, drainage systems, weatherproof roofs or barriers, fences, walls, fire alarm system, fire extinguishers, fire suppression system, equipment containing PCBs and containers and immediately clean up any contaminated area.

Fire protection  
and emergency  
procedures

**28.** (1) The owner or operator of a PCB storage site shall

(a) develop and implement at the PCB storage site a fire protection and emergency procedures plan and shall

(i) update and test the plan once per year,

(ii) keep a written copy of the latest plan at the PCB storage site and another at their principal place of business, and

(iii) make the latest plan readily available to persons who implement the plan and to the local fire department or to the local officer appointed by the provincial Fire Marshall if there is no local fire department or to any other local authority responsible for fire protection;

(b) ensure that all employees who are authorized to enter the PCB storage site

(ii) à des intervalles de plus d'un mois, si le ministre, à la demande écrite du propriétaire ou de l'exploitant, détermine qu'il est en pratique impossible d'inspecter le dépôt tous les mois en raison de son isolement,

(iii) à des intervalles de moins d'un mois, si l'exploitation du dépôt en toute sécurité exige des inspections plus fréquentes;

b) les garde en bon état et, en cas de dommage, les répare ou les remplace immédiatement et nettoie sur-le-champ les aires contaminées.

**28.** (1) Le propriétaire ou l'exploitant d'un dépôt de BPC :

a) élabore et met en oeuvre un plan d'intervention d'urgence et de lutte contre les incendies et :

(i) le met à jour et le vérifie annuellement,

(ii) en conserve une copie écrite à jour au dépôt et à son établissement principal,

(iii) en rend une copie à jour facilement accessible à toute personne qui participe à sa mise en oeuvre et au service d'incendie local ou, à défaut, au fonctionnaire local nommé par le commissaire provincial aux incendies ou à toute autre autorité locale chargée de la protection contre les incendies;

Protection  
contre les  
incendies et  
mesures  
d'urgence

are familiar with the contents of the latest plan;

(c) equip the indoor PCB storage site with a fully operative fire alarm system that is maintained, inspected and tested in accordance with articles 6.3.1.1 and 6.3.1.2 of the National Fire Code and with

(i) portable fire extinguishers that are selected and installed in accordance with article 2.1.5.1 of the National Fire Code and maintained, inspected and tested in accordance with article 6.2.1.1 of that Code, or

(ii) an automatic fire suppression system that meets the requirements of article 3.2.7.9 of the National Fire Code, if required;

(d) keep a copy of the records referred to in sections 43 and 44 at the PCB storage site and make a copy readily available to the local fire department and, if there is no local fire department, to the local officer appointed by the provincial Fire Marshall or to any other local authority responsible for fire protection;

(e) ensure that all employees who are authorized to enter the PCB storage site are made aware of the hazards of PCBs and are familiar with the use of protective equipment and clothing and the clean-up procedures referred to in the *Guidelines for the Management of Wastes Containing Polychlorinated Biphenyls (PCBs)*, CCME-TS/WM-TRE008, September 1989, as amended from time to time, issued by the Canadian Council of Ministers of the Environment; and

b) veille à ce que tous les employés autorisés à entrer dans le dépôt connaissent bien le contenu du plan à jour;

c) s'agissant d'un dépôt intérieur, le munit d'un système d'alarme-incendie en état de fonctionnement qui est entretenu, inspecté et mis à l'essai conformément aux exigences des articles 6.3.1.1 et 6.3.1.2 du Code national de prévention des incendies, ainsi que :

(i) soit d'extincteurs portatifs qui sont choisis et installés conformément à l'article 2.1.5.1 de ce code et qui sont entretenus, inspectés et mis à l'essai conformément aux exigences de l'article 6.2.1.1 de ce code,

(ii) soit d'un réseau d'extinction automatique conforme aux exigences de l'article 3.2.7.9 du même code, si celles-ci s'appliquent;

d) conserve au dépôt une copie des registres visés aux articles 43 et 44 et en rend une facilement accessible au service d'incendie local ou, à défaut, au fonctionnaire local nommé par le commissaire provincial aux incendies ou à toute autre autorité locale chargée de la protection contre les incendies;

e) veille à ce que tous les employés autorisés à entrer dans le dépôt soient informés des dangers que présentent les BPC et connaissent bien l'utilisation du matériel et des vêtements de protection et les méthodes de nettoyage mentionnées dans le *Guide pour la gestion des déchets contenant des biphényles polychlorés (BPC)* CCME-TS/WM-TRE008, septembre 1989, avec ses modifications successives, publié par le Conseil canadien des ministres de l'environnement;

(f) store absorbent materials for clean-up near the PCB storage site.

f) garde les matériaux absorbants servant au nettoyage près du dépôt.

Shipping containers

(2) Despite paragraph (1)(c), if the indoor PCB storage site is a shipping container, the owner or operator of the site does not have to equip that site with a fire alarm system.

(2) Malgré l'alinéa (1)c), le propriétaire ou l'exploitant d'un dépôt de BPC intérieur qui est un conteneur n'est pas tenu de le munir d'un système d'alarme-incendie.

Conteneur

DORS/2010-57, art. 11(F); DORS/2011-301, art. 4(F).

SOR/2010-57, s. 11(F); SOR/2011-301, s. 4(F).

#### PART 4

#### PARTIE 4

### LABELLING, REPORTS AND RECORDS

### ÉTIQUETAGE, RAPPORTS ET REGISTRES

[SOR/2011-301, s. 5(F)]

[DORS/2011-301, art. 5(F)]

#### LABELLING

#### ÉTIQUETAGE

Equipment and liquids used for their servicing

**29.** (1) The owner of equipment referred to in section 16, other than equipment for which an extension has been applied for under section 17, or of a liquid used in its servicing referred to in subsection 15(2) shall affix a label in a readily visible location on the equipment or on the container of the liquid, no later than 30 days after the day on which it ceases to be used.

**29.** (1) Le propriétaire d'une pièce d'équipement visée à l'article 16, autre qu'une pièce d'équipement qui fait l'objet d'une demande de prolongation en vertu de l'article 17, ou de tout liquide utilisé pour l'entretien visé au paragraphe 15(2) est tenu d'apposer une étiquette, à un endroit bien en vue sur la pièce d'équipement ou le contenant du liquide, au plus tard trente jours après que la pièce ou le contenant cesse d'être utilisé.

Pièces d'équipement et liquides pour leur entretien

Equipment for which extension applied for

(2) The owner of equipment for which an extension has been applied under section 17 shall affix a label in a readily visible location on the equipment.

(2) Le propriétaire d'une pièce d'équipement qui fait l'objet d'une demande de prolongation en vertu de l'article 17 est tenu d'y apposer une étiquette à un endroit bien en vue.

Équipement faisant l'objet d'une demande de prolongation

Exceptions

(3) Subsection (1) does not apply to  
(a) equipment or containers of liquids that bear a label on September 5, 2008 that indicates the presence of PCBs; and  
(b) equipment that is too small, including light ballasts, to bear the label referred to in subsection (4).

(3) Le paragraphe (1) ne s'applique pas :  
a) aux pièces d'équipement et aux contenants de liquide qui portent, le 5 septembre 2008, une étiquette qui indique la présence de BPC;  
b) aux pièces d'équipement qui sont trop petites, y compris les ballasts de

Exceptions

Containers for small equipment	(3.1) The owner of the equipment referred to in paragraph (3)(b) that is stored shall affix the label referred to in subsection (4) in a readily visible location on the container in which the equipment is stored.	lampes, pour que l'étiquette visée au paragraphe (4) y soit apposée.	Contenants de pièces d'équipement trop petites
Description	(4) The label must (a) state "ATTENTION — contains 50 mg/kg or more of PCBs / contient 50 mg/kg ou plus de BPC" in black lettering on a white background, in a font size of no less than 36 points; (b) measure at least 150 mm by 150 mm or at least 76 mm by 76 mm in the case of capacitors; and (c) in the case of equipment for which an extension is applied for under section 17, state a unique identification number.	(4) L'étiquette doit : a) porter la mention « ATTENTION — contains 50 mg/kg or more of PCBs / contient 50 mg/kg ou plus de BPC », inscrite en caractères d'au moins 36 points, en noir sur fond blanc; b) être d'une dimension minimale de 150 mm sur 150 mm ou, dans le cas d'un condensateur, 76 mm sur 76 mm; c) dans le cas d'une pièce d'équipement qui fait l'objet d'une demande de prolongation en vertu de l'article 17, porter un numéro d'identification unique.	Description
Cables and pipelines	<b>30.</b> (1) The owner of a cable, a pipeline or equipment associated with a pipeline, referred to in paragraphs 14(1)(a) and (b), containing PCBs in a concentration of 50 mg/kg or more that is in a room, a tunnel or a facility shall either (a) affix the label in the form set out in subsection 29(4) in a readily visible location on a part of the cable, pipeline or associated equipment that is accessible; or (b) place a notice in a readily visible location at the entrance of the room, tunnel or facility that states the information set out in paragraph 29(4)(a) and measures at least 150 mm by 150 mm.	DORS/2010-57, art. 12 et 19. <b>30.</b> (1) Le propriétaire de câbles, de pipelines ou d'équipement connexe visés aux alinéas 14(1)(a) et (b) qui contiennent des BPC en une concentration égale ou supérieure à 50 mg/kg et se trouvent dans une pièce, un tunnel ou une installation est tenu : a) soit d'apposer une étiquette conforme au paragraphe 29(4) à un endroit bien en vue sur toute partie accessible du câble, pipeline ou équipement connexe; b) soit de placer à l'entrée de la pièce, du tunnel ou de l'installation à un endroit bien en vue une affiche d'une dimension minimale de 150 mm sur 150 mm portant la mention prévue à l'alinéa 29(4)a).	Câbles et pipelines

If dismantled

(2) If a part of the cable, pipeline or associated equipment is dismantled, the owner of the cable, pipeline or associated equipment shall affix on each dismantled part the label in the form set out in subsection 29(4), no later than 30 days after the day on which it is dismantled.

(2) En cas de désassemblage d'une partie du câble, du pipeline ou de l'équipement connexe, le propriétaire de ceux-ci est tenu, dans les trente jours suivant le désassemblage, d'apposer une étiquette conforme au paragraphe 29(4) sur chaque partie désassemblée du câble, du pipeline ou de l'équipement connexe.

Désassemblage

A facility other than transfer site or destruction facility

**31.** (1) The owner or operator of a PCB storage site, other than the PCB storage site of an authorized facility that is a transfer site or that is authorized to destroy PCBs, shall affix a label in a readily visible location on any product containing PCBs in a concentration of 50 mg/kg or more and that are stored at the PCB storage site, which

**31.** (1) Le propriétaire ou l'exploitant d'un dépôt de BPC d'une installation autre qu'une installation agréée qui est un centre de transfert ou qui est autorisée à détruire des BPC est tenu d'apposer une étiquette à un endroit bien en vue sur tout produit en contenant qui y sont stockés et qui contiennent des BPC en une concentration égale ou supérieure à 50 mg/kg; l'étiquette

Installation autre qu'un centre de transfert ou de destruction

(a) is in the form referred to in subsection 29(4); and

a) est conforme au paragraphe 29(4);

(b) states "Date of Commencement of Storage / Date de début de stockage" and the date on which the storage begins.

b) porte la mention « Date de début de stockage / Date of Commencement of Storage » et la date de début de stockage.

Transfer site or destruction facility

(2) The owner or operator of the PCB storage site of an authorized facility that is a transfer site or that is authorized to destroy PCBs shall affix a label in the form set out in subsection 29(4) in a readily visible location on any container that is a fixed tank and that is used at the facility for the storage of PCBs or products containing PCBs in a concentration of 50 mg/kg or more.

(2) Le propriétaire ou l'exploitant d'un dépôt de BPC d'une installation agréée qui est un centre de transfert ou qui est autorisée à détruire des BPC est tenu d'apposer une étiquette conforme au paragraphe 29(4) à un endroit bien en vue sur tout contenant qui est un réservoir fixe utilisé pour stocker des BPC à l'installation ou des produits qui en contiennent en une concentration égale ou supérieure à 50 mg/kg.

Centre de transfert ou de destruction

Notice

(3) The owner or operator of a PCB storage site shall place a notice in a readily visible location at the entrance of the site that states the information set out in paragraph 29(4)(a) and that measures at least 150 mm by 150 mm.

(3) Le propriétaire ou l'exploitant d'un dépôt de BPC place à l'entrée du dépôt à un endroit bien en vue une affiche d'une dimension minimale de 150 mm sur 150 mm portant la mention prévue à l'alinéa 29(4)a).

Affiche

Non-application

(4) Subsections (1) and (2) do not apply in respect of a product or container stored on September 5, 2008, if the product or the container

(a) bore a label on September 5, 2008 that indicated the presence of PCBs and that stated “Date of Commencement of Storage” and the date on which the storage began; and

(b) bears a label that states “Date of Commencement of Storage / Date de début de stockage” and the date on which the storage began.

SOR/2010-57, s. 13.

Retention of labels

**32.** The person who is required to affix a label on a product or container in accordance with sections 29 to 31 shall ensure that it bears that label for the duration that the person possesses the product or container.

#### REPORTS

End of use of equipment and liquids — 2009

**33.** (1) The owner of the equipment referred to in paragraph 16(1)(a) or subparagraph 16(1)(b)(i) — other than the equipment for which an extension is granted by the Minister in accordance with section 17 and the equipment referred to in subsection 16(2) or (2.1) — or of the liquids referred to in subsection 15(2) shall prepare a report that is current to December 31 of each calendar year in which the person owns the equipment or the liquids and that contains the following information:

(a) the name, civic and mailing addresses, telephone number, fax number, if any, and e-mail address, if any, of the owner and any person authorized to act on the owner’s behalf;

(b) for each piece of equipment, the civic addresses of the facilities where the

Non application

(4) Les paragraphes (1) et (2) ne s’appliquent pas au produit ou au contenant stocké en date du 5 septembre 2008, s’il respecte les conditions suivantes :

a) en date du 5 septembre 2008, il portait une étiquette indiquant la présence de BPC, la mention « Date de début de stockage » et la date de début de stockage;

b) il porte une étiquette portant la mention « Date de début de stockage / Date of Commencement of Storage » et la date de début de stockage.

DORS/2010-57, art. 13.

Conservation des étiquettes

**32.** La personne qui a l’obligation d’aposer une étiquette sur un produit ou un contenant en application des articles 29 à 31 veille à ce que le produit ou le contenant la porte en tout temps pendant qu’il est en sa possession.

#### RAPPORTS

Date de fin d’utilisation des pièces d’équipement et des liquides — 2009

**33.** (1) Le propriétaire des pièces d’équipement visées à l’alinéa 16(1)a) ou au sous-alinéa 16(1)b)(i) — autres que celles visées aux paragraphes 16(2) ou (2.1) ou pour lesquelles une prolongation a été accordée par le ministre en vertu de l’article 17 — ou des liquides visés au paragraphe 15(2) est tenu de préparer un rapport, au 31 décembre de chaque année civile durant laquelle il en est propriétaire, comportant les renseignements suivants :

a) ses nom, adresses municipale et postale, numéro de téléphone et, le cas échéant, numéro de télécopieur et adresse électronique, ainsi que ceux de toute personne autorisée à agir en son nom;

b) pour chaque pièce d’équipement, l’adresse municipale des installations où

equipment and liquids are located or, if there is no civic address, their location using the owner's site identification system;

(c) for each piece of equipment, the quantity of liquids containing PCBs in the equipment and of liquids, expressed in litres, the quantity of solids containing PCBs in the equipment, expressed in kilograms, and the concentration of PCBs in the liquids and solids, expressed in mg/kg,

- (i) that are in use on December 31,
- (ii) that are stored on December 31 at the person's PCB storage site,
- (iii) that are sent, in that calendar year, to an authorized facility that is a transfer site,
- (iv) that are sent, in that calendar year, to an authorized facility that is authorized to destroy them, or
- (v) that are destroyed in that calendar year; and

(d) a certification that the information is accurate and complete and that is dated and signed by the owner or by a person authorized to act on the owner's behalf.

(2) The owner of the equipment referred to in paragraph 16(1)(a) or subparagraph 16(1)(b)(i) — other than the equipment referred to in subsection 16(2) or (2.1) — or of the liquids referred to in subsection 15(2) for which an extension is granted by the Minister in accordance with section 17 shall prepare a report that is current to December 31 of each calendar year in which the person owns the equipment or the liquids and that contains the following information for each piece of equipment or container of liquid:

se trouve la pièce d'équipement et les liquides ou, à défaut, l'endroit où ils se trouvent d'après le système d'identification de site du propriétaire;

c) pour chaque pièce d'équipement, la quantité, exprimée en litres, de liquides qui contiennent des BPC dans la pièce d'équipement et de liquides, la quantité de solides qui contiennent des BPC dans les pièces d'équipement, exprimée en kilogrammes, et la concentration de BPC dans les liquides ou les solides, exprimée en mg/kg :

- (i) en usage le 31 décembre,
- (ii) stockés à son dépôt le 31 décembre,
- (iii) expédiés, au cours de l'année civile, à une installation agréée qui est un centre de transfert,
- (iv) expédiés, au cours de l'année civile, à une installation agréée qui est autorisée à les détruire,
- (v) détruits au cours de l'année civile;

d) une attestation, datée et signée par lui ou par toute personne autorisée à agir en son nom, portant que les renseignements sont complets et exacts.

(2) Le propriétaire des pièces d'équipement visées à l'alinéa 16(1)a) ou au sous-alinéa 16(1)b)(i) — autres que celles visées aux paragraphes 16(2) ou (2.1) — ou des liquides visés au paragraphe 15(2) pour lesquels une prolongation a été accordée par le ministre en vertu de l'article 17 est tenu de préparer un rapport, au 31 décembre de chaque année civile durant laquelle il en est propriétaire, comportant les renseignements ci-après pour chaque pièce d'équipement et contenant de liquides :

Equipment and liquids with extension

Pièces d'équipement et liquides pour lesquels une prolongation a été accordée



(a) the information required under paragraphs (1)(a) and (d);

(b) the unique identification number that is on the label referred to in paragraph 29(4)(c);

(c) the civic address, function and technical description of the facility where the equipment or container of liquid is located or, if there is no civic address, its location using the owner's site identification system;

(d) the progress on the plan's implementation and the timelines for ending the use of the equipment;

(e) the measures taken to minimize or eliminate any harmful effect of the PCBs in the equipment on the environment and on human health; and

(f) the findings of the inspections of the equipment.

(3) The owner of the equipment referred to in subparagraph 16(1)(b)(ii) and subsection 16(2) shall prepare a report that is current to December 31 of each calendar year in which the person owns the equipment and that contains the following information:

(a) the information required under paragraphs (1)(a) and (d);

(a.1) the civic addresses of the facilities where the equipment and liquids are located or, if there is no civic address, their location using the owner's site identification system; and

(b) the quantity of liquids containing PCBs in the equipment, expressed in litres, the quantity of solids containing

a) les renseignements prévus aux alinéas (1)a) et d);

b) le numéro d'identification unique figurant sur l'étiquette conformément à l'alinéa 29(4)c);

c) l'adresse municipale, la fonction et les caractéristiques techniques de l'installation où se trouvent la pièce d'équipement ou le contenant des liquides ou, à défaut, l'endroit où ils se trouvent d'après le système d'identification de site du propriétaire;

d) le progrès accompli dans la mise en oeuvre du plan et de l'échéancier dressé en vue de la cessation de l'utilisation de la pièce d'équipement;

e) les mesures prises pour éliminer ou atténuer tout effet nocif des BPC contenus dans la pièce d'équipement sur l'environnement et la santé humaine;

f) les résultats des inspections de la pièce d'équipement.

(3) Le propriétaire des pièces d'équipement visées au sous-alinéa 16(1)b)(ii) ou au paragraphe 16(2) est tenu de préparer un rapport, au 31 décembre de chaque année civile durant laquelle il en est propriétaire, comportant les renseignements suivants :

a) les renseignements prévus aux alinéas (1)a) et d);

a.1) l'adresse municipale des installations où se trouvent les pièces d'équipement et les liquides ou, à défaut, l'endroit où ils se trouvent d'après le système d'identification de site du propriétaire;

b) la quantité de liquides qui contiennent des BPC dans les pièces d'équipement, exprimée en litres, la

PCBs in the equipment, expressed in kilograms, and the concentration of PCBs in the liquids and the solids, expressed in mg/kg,

- (i) that are stored on December 31 at the person's PCB storage site,
- (ii) that are sent, in that calendar year, to an authorized facility that is a transfer site,
- (iii) that are sent, in that calendar year, to an authorized facility that is authorized to destroy them, or
- (iv) that are destroyed in that calendar year.

(4) The owner of the equipment referred to in subsection 16(2.1) shall prepare a report that is current to December 31 of each calendar year in which the person owns the equipment and that contains the following information:

- (a) the information required under paragraphs (1)(a), (b) and (d); and
- (b) for each piece of equipment, the quantity of liquids containing PCBs in the equipment, expressed in litres, the quantity of solids containing PCBs in the equipment, expressed in kilograms, and the concentration of PCBs in the liquids and the solids, expressed in mg/kg,
  - (i) that are in use on December 31,
  - (ii) that are stored on December 31 at the person's PCB storage site,
  - (iii) that are sent, in that calendar year, to an authorized facility that is a transfer site,

quantité de solides qui contiennent des BPC dans les pièces d'équipement, exprimée en kilogrammes, et la concentration de BPC dans les liquides ou les solides, exprimée en mg/kg :

- (i) stockés à son dépôt de BPC le 31 décembre,
- (ii) expédiés, au cours de l'année civile, à une installation agréée qui est un centre de transfert,
- (iii) expédiés, au cours de l'année civile, à une installation agréée qui est autorisée à les détruire,
- (iv) détruits au cours de l'année civile.

(4) Le propriétaire des pièces d'équipement visées au paragraphe 16(2.1) est tenu de préparer un rapport, au 31 décembre de chaque année civile durant laquelle il en est propriétaire, comportant les renseignements suivants :

- a) les renseignements prévus aux alinéas (1)a), b) et d);
- b) pour chaque pièce d'équipement, la quantité de liquides qui contiennent des BPC dans la pièce d'équipement, exprimée en litres, la quantité de solides qui contiennent des BPC dans les pièces d'équipement, exprimée en kilogrammes, et la concentration de BPC dans les liquides ou les solides, exprimée en mg/kg :
  - (i) en usage le 31 décembre,
  - (ii) stockés à son dépôt de BPC le 31 décembre,
  - (iii) expédiés, au cours de l'année civile, à une installation agréée qui est un centre de transfert,

End of use of  
equipment —  
2025

Date de fin  
d'utilisation des  
pièces  
d'équipement —  
2025

(iv) that are sent, in that calendar year, to an authorized facility that is authorized to destroy them, or

(v) that are destroyed in that calendar year.

SOR/2010-57, s. 14; SOR/2014-75, s. 7.

Research

**34.** The person who offers for sale, sells, processes or uses PCBs or products containing PCBs for the purpose of research in accordance with section 8 shall prepare a report that is current to December 31 in each calendar year in which the person offers for sale, sells, processes or uses those PCBs or products and that contains the following information:

(a) the name, civic and mailing addresses, telephone number, fax number, if any, and e-mail address, if any, of the person and of any person authorized to act on that person's behalf;

(b) an indication of whether the person offers for sale, sells, processes or uses the PCBs or products;

(c) the quantity of the PCBs or of the products containing PCBs that are offered for sale, sold, processed or used in that calendar year; and

(d) a certification that the information is accurate and complete and that is dated and signed by the person or by a person authorized to act on their behalf.

Colouring pigment

**35.** The person who manufactures, exports or imports colouring pigment in accordance with section 11 shall prepare a report that is current to December 31 in each calendar year in which the person manufactures, imports or exports the colouring pigment and that contains the following information:

(iv) expédiés, au cours de l'année civile, à une installation agréée qui est autorisée à les détruire,

(v) détruits au cours de l'année civile.

DORS/2010-57, art. 14; DORS/2014-75, art. 7.

Recherches

**34.** La personne qui met en vente, vend, transforme ou utilise des BPC ou des produits qui en contiennent en vue d'effectuer des recherches conformément à l'article 8 est tenue de préparer un rapport, au 31 décembre de chaque année civile durant laquelle elle les a mis en vente, vendus, utilisés ou transformés, comportant les renseignements suivants :

a) ses nom, adresses municipale et postale, numéro de téléphone et, le cas échéant, numéro de télécopieur et adresse électronique, ainsi que ceux de toute personne autorisée à agir en son nom;

b) une mention indiquant si elle les a mis en vente, vendus, transformés ou utilisés;

c) la quantité de BPC ou de produits qui ont été mis en vente, vendus, transformés ou utilisés durant l'année civile;

d) une attestation, datée et signée par elle ou par toute personne autorisée à agir en son nom, portant que les renseignements sont complets et exacts.

Pigments pour la coloration

**35.** La personne qui fabrique, exporte ou importe, conformément à l'article 11, des pigments pour la coloration est tenue de préparer un rapport, au 31 décembre de chaque année civile durant laquelle elle les fabrique, exporte ou importe, comportant les renseignements suivants :

a) ses nom, adresses municipale et postale, numéro de téléphone et, le cas

(a) the name, civic and mailing addresses, telephone number, fax number, if any, and e-mail address, if any, of the person and of any person authorized to act on that person's behalf;

(b) an indication of whether the person manufactures, exports or imports colouring pigment;

(c) the quantity of colouring pigment, expressed in kilograms, the maximum concentration of PCBs in the colouring pigment, expressed in mg/kg, and the average annual concentration of PCBs in the colouring pigment, expressed in mg/kg, that is manufactured, imported or exported in that calendar year;

(d) in the case of importing, the name, telephone number and civic and mailing addresses of the person from whom the colouring pigment is imported and, in the case of exporting, the name, telephone number and civic and mailing addresses of the person to whom the colouring pigment is exported; and

(e) a certification that the information is accurate and complete and that is dated and signed by the person or by a person authorized to act on their behalf.

Solid products  
containing PCBs

**36.** The person who manufactures solid products containing PCBs in accordance with section 13 shall prepare a report that is current to December 31 in each calendar year in which the person manufactures the products and that contains the following information:

(a) the name, civic and mailing addresses, telephone number, fax number, if any, and e-mail address, if any, of the person and of any person authorized to act on that person's behalf;

échéant, numéro de télécopieur et adresse électronique, ainsi que ceux de toute personne autorisée à agir en son nom;

b) une mention indiquant si elle les a fabriqués, exportés ou importés;

c) la quantité, exprimée en kilogrammes, de pigments qui ont été fabriqués, exportés ou importés durant l'année civile ainsi que la concentration moyenne annuelle et la concentration maximale en BPC de ces pigments, exprimée en mg/kg;

d) les nom, adresses municipale et postal et numéro de téléphone de la personne de qui proviennent les pigments, dans le cas où ils sont importés, ou à qui ils sont expédiés, dans le cas où ils sont exportés;

e) une attestation, datée et signée par elle ou par toute personne autorisée à agir en son nom, portant que les renseignements sont complets et exacts.

**36.** La personne qui fabrique, conformément à l'article 13, des produits solides qui contiennent des BPC est tenue de préparer un rapport, au 31 décembre de chaque année civile durant laquelle elle les fabrique, comportant les renseignements suivants :

a) ses nom, adresses municipale et postale, numéro de téléphone et, le cas échéant, numéro de télécopieur et adresse électronique, ainsi que ceux de toute personne autorisée à agir en son nom;

Produits solides  
qui contiennent  
des BPC

(b) the quantity of solid products manufactured in that calendar year, expressed in kilograms, and the maximum concentration and average concentration of PCBs in the solid products, expressed in mg/kg, for that calendar year;

(c) the name, telephone number and civic and mailing addresses of the person to whom the manufacturer sells the products; and

(d) a certification that the information is accurate and complete and that is dated and signed by the person or by a person authorized to act on their behalf.

**37.** The person who owns and stores PCBs or products containing PCBs in a concentration of 50 mg/kg or more, other than the equipment and liquids referred to in section 33, and the owner of a facility who stores PCBs or products containing PCBs in a concentration of 50 mg/kg or more, other than the person referred to in section 38, shall each prepare a report that is current to December 31 in each calendar year in which the person stores the PCBs or products at their PCB storage site and that contains the following information:

(a) the name, civic and mailing addresses, telephone number, fax number, if any, and e-mail address, if any, of the owner and of any person authorized to act on the owner's behalf;

(b) the civic addresses of the PCB storage sites where the PCBs or products are located, or if there is no civic address, their location using the owner's site identification system;

(c) the quantity of liquids containing PCBs in the products, expressed in litres, and the quantity of solids containing

b) la quantité, exprimée en kilogrammes, de produits qui ont été fabriqués durant l'année civile ainsi que la concentration moyenne et la concentration maximale en BPC de ces produits, exprimée en mg/kg, pour cette année civile;

c) les nom, adresse municipale et postale et numéro de téléphone de la personne à qui elle a vendu les produits;

d) une attestation, datée et signée par elle ou par toute personne autorisée à agir en son nom, portant que les renseignements sont complets et exacts.

**37.** Le propriétaire de BPC ou de produits qui en contiennent en une concentration égale ou supérieure à 50 mg/kg, autres que les pièces d'équipement ou les liquides visés à l'article 33, et le propriétaire d'une installation, autre que celui visé à l'article 38, qui stockent à leur dépôt de BPC des BPC ou des produits qui en contiennent en cette concentration sont chacun tenus de préparer un rapport, au 31 décembre de chaque année civile durant laquelle ils les stockent ainsi, comportant les renseignements suivants :

a) ses nom, adresses municipale et postale, numéro de téléphone et, le cas échéant, numéro de télécopieur et adresse électronique, ainsi que ceux de toute personne autorisée à agir en son nom;

b) l'adresse municipale des dépôts où sont stockés les BPC et les produits ou, à défaut, l'endroit où ils se trouvent d'après le système d'identification de site du propriétaire;

c) la quantité de liquides qui contiennent des BPC dans les produits,

Stored PCBs or products — PCB concentration of 50 mg/kg or more

BPC ou produits stockés — concentration de BPC de 50 mg/kg ou plus

PCBs in the products, expressed in kilograms, and the concentration of PCBs in the liquids and the solids, expressed in mg/kg

- (i) that are stored on December 31 at the person's PCB storage site,
- (ii) that are sent, in that calendar year, to an authorized facility that is a transfer site,
- (iii) that are sent, in that calendar year, to an authorized facility that is authorized to destroy them, or
- (iv) that are destroyed in that calendar year; and

(d) a certification that the information is accurate and complete and that is dated and signed by the owner of the PCBs or products containing PCBs or by a person authorized to act on the owner's behalf.

SOR/2010-57, s. 15.

Stored PCBs or products — transfer site or destruction facility

**38.** The owner of an authorized facility that is a transfer site or that is authorized to destroy PCBs or products containing PCBs and who stores them at their PCB storage site, other than the owner referred to in section 37, shall prepare a report that is current to December 31 in each calendar year and that contains the following information:

- (a) the name, civic and mailing addresses, telephone number, fax number, if any, and e-mail address, if any, of the owner and of any person authorized to act on the owner's behalf;
- (b) the civic addresses of the sites where the PCBs or products containing PCBs are stored, or if there is no civic address, the location of the sites using the owner's site identification system;

exprimée en litres, la quantité de solides qui contiennent des BPC dans les produits, exprimée en kilogrammes, et la concentration de BPC dans les liquides ou les solides, exprimée en mg/kg :

- (i) stockés à son dépôt de BPC le 31 décembre,
- (ii) expédiés, au cours de l'année civile, à une installation agréée qui est un centre de transfert,
- (iii) expédiés, au cours de l'année civile, à une installation agréée qui est autorisée à les détruire,
- (iv) détruits au cours de l'année civile,

d) une attestation, datée et signée par lui ou par toute personne autorisée à agir en son nom, portant que les renseignements sont complets et exacts.

DORS/2010-57, art. 15.

**38.** Le propriétaire d'une installation agréée qui est un centre de transfert ou qui est autorisée à détruire des BPC et des produits qui en contiennent, autre que le propriétaire visé à l'article 37, et qui les stocke à son dépôt de BPC est tenu de préparer un rapport, au 31 décembre de chaque année civile durant laquelle il les transforme ou les détruit, comportant les renseignements suivants :

- a) ses nom, adresses municipale et postale, numéro de téléphone et, le cas échéant, numéro de télécopieur et adresse électronique, ainsi que ceux de toute personne autorisée à agir en son nom;
- b) l'adresse municipale des dépôts où sont stockés les BPC et les produits ou, à défaut, l'endroit où ils se trouvent

BPC ou produits stockés — Centre de transfert ou de destruction

(c) the quantity of liquids containing PCBs in the products, expressed in litres, or the quantity of solids containing PCBs in the products, expressed in kilograms, and the concentration of the PCBs in the liquids and the solids, expressed in mg/kg

- (i) that are stored on December 31 at the owner's PCB storage site,
- (ii) that are sent, in that calendar year, to an authorized facility that is a transfer site,
- (iii) that are sent, in that calendar year, to an authorized facility that is authorized to destroy them, or
- (iv) that are destroyed in that calendar year; and

(d) a certification that the information is accurate and complete and that is dated and signed by the owner of the authorized facility or by a person authorized to act on the owner's behalf.

**39.** (1) The person who is required to prepare a report in accordance with subsection 33(1), (2) or (4) or with any of sections 34 to 38 shall submit it to the Minister on or before March 31 of the calendar year following the calendar year for which the report is made.

(2) The person who is required to prepare a report in accordance with subsection 33(3) shall submit it to the Minister

(a) on or before March 31, 2010 for reports that are current to December 31 of the year that these Regulations come into force up to the year 2009;

d'après le système d'identification de site du propriétaire;

c) la quantité de liquides qui contiennent des BPC dans les produits, exprimée en litres, la quantité de solides qui contiennent des BPC dans les produits, exprimée en kilogrammes, et la concentration de BPC dans les liquides ou les solides, exprimée en mg/kg :

- (i) stockés à son dépôt de BPC le 31 décembre,
- (ii) expédiés, au cours de l'année civile, à une installation agréée qui est un centre de transfert,
- (iii) expédiés, au cours de l'année civile, à une installation agréée qui est autorisée à les détruire,
- (iv) détruits au cours de l'année civile,

d) une attestation, datée et signée par lui ou par toute personne autorisée à agir en son nom, portant que les renseignements sont complets et exacts.

**39.** (1) La personne qui est tenue de préparer tout rapport visé aux paragraphes 33(1), (2) ou (4) ou à l'un des articles 34 à 38 le présente au ministre au plus tard le 31 mars de l'année civile qui suit celle pour laquelle il est établi.

(2) Celle qui est tenue de préparer le rapport visé au paragraphe 33(3) le présente au ministre :

a) au plus tard le 31 mars 2010, s'il porte sur toute année civile suivant l'entrée en vigueur du présent règlement jusqu'à l'année 2009;

Date of submission of report

Report made under subsection 33(3)

Date de présentation des rapports

Rapport visé au paragraphe 33(3)

(b) on or before March 31, 2014 for reports that are current to December 31 of each of the years 2010 to 2013;

(c) on or before March 31, 2018 for reports that are current to December 31 of each of the years 2014 to 2017;

(d) on or before March 31, 2022 for reports that are current to December 31 of each of the years 2018 to 2021;

(e) on or before March 31, 2026 for reports that are current to December 31 of each of the years 2022 to 2025;

(f) on or before March 31, 2027 for reports that are current to December 31 of the year 2026; and

(g) on or before March 31, 2030 for reports that are current to December 31 of each of the years 2027 to 2029.

SOR/2010-57, s. 16(F); SOR/2014-75, s. 8.

b) au plus tard le 31 mars 2014, s'il porte sur l'une ou l'autre des années 2010 à 2013;

c) au plus tard le 31 mars 2018, s'il porte sur l'une ou l'autre des années 2014 à 2017;

d) au plus tard le 31 mars 2022, s'il porte sur l'une ou l'autre des années 2018 à 2021;

e) au plus tard le 31 mars 2026, s'il porte sur l'une ou l'autre des années 2022 à 2025;

f) au plus tard le 31 mars 2027, s'il porte sur l'année 2026;

g) au plus tard le 31 mars 2030, s'il porte sur l'une ou l'autre des années 2027 à 2029.

DORS/2010-57, art. 16(F); DORS/2014-75, art. 8.

Release into the environment

**40.** (1) For the purposes of paragraph 95(1)(a) of the Act, where there occurs or is a likelihood of a release into the environment of PCBs in contravention of section 5, the person who is designated to be provided with a written report is the Regional Director, Environmental Enforcement Division, Enforcement Branch of the Department of the Environment in the region where the release occurs or is likely to occur.

**40.** (1) Pour l'application de l'alinéa 95(1)a) de la Loi, en cas de rejet dans l'environnement — effectif ou probable — de BPC en violation de l'article 5, la personne désignée pour recevoir le rapport écrit est le directeur régional, Division de l'application de la loi en environnement, Direction générale de l'application de la loi du ministère de l'Environnement, dans la région où a lieu le rejet — effectif ou probable.

Rejets dans l'environnement

Contents

(2) The report shall include the following information:

(a) the name, civic and mailing addresses and telephone number of the person who owns or has the charge, management or control of the PCBs that are released into the environment;

(b) the date, time and location of the release;

(2) Le rapport comporte les renseignements suivants :

a) les nom, adresses municipale et postale et numéro de téléphone de la personne qui a toute autorité sur les BPC qui ont été rejetés dans l'environnement ou qui en est propriétaire;

b) les date, heure et lieu du rejet;

c) une description de la source du rejet;

Contenu



(c) a description of the source of the release; and

(d) the quantity of liquids containing PCBs released, expressed in litres, the quantity of solids containing PCBs released, expressed in kilograms, and the concentration of PCBs in the liquids and the solids that are released, expressed in mg/kg.

SOR/2010-57, s. 17.

Retention

**41.** Any person who is required to submit a report under these Regulations shall keep a copy of the report at their principal place of business in Canada for at least five years after the day on which the report is submitted.

Method of submission

**42.** Each report referred to in sections 33 to 38 shall be submitted electronically in the format provided by the Department of the Environment, but the report shall be submitted in writing if

- (a) no such format is provided; or
- (b) it is, owing to circumstances beyond the control of the person required to submit the report, impracticable to submit the report electronically in the format provided.

d) la quantité de liquides qui contiennent des BPC rejetés, exprimée en litres, la quantité de solides qui contiennent des BPC rejetés, exprimée en kilogrammes, et la concentration de BPC dans les liquides ou les solides rejetés, exprimée en mg/kg.

DORS/2010-57, art. 17.

Conservation

**41.** Toute personne qui est tenue de présenter un rapport en application du présent règlement en conserve une copie à son établissement principal au Canada pendant au moins cinq ans après la date de sa présentation.

Méthode de présentation

**42.** Les rapports visés aux articles 33 à 38 sont présentés sous forme électronique selon le modèle établi par le ministère de l'Environnement. Ils sont toutefois présentés par écrit dans les cas suivants :

- a) aucun modèle n'a été établi par le ministère;
- b) il est pratiquement impossible, pour des raisons indépendantes de la volonté de la personne tenue de les présenter, de le faire sous forme électronique selon le modèle établi.

RECORD KEEPING

[SOR/2011-301, s. 6]

Records for permitted activities

**43.** The following persons shall maintain records containing information and documents that demonstrate that they manufacture, process, use, sell, offer for sale, store, import or export PCBs or products containing PCBs in accordance with the Act and these Regulations:

- (a) the owner of PCBs or products containing PCBs;

TENUE DE REGISTRES

[DORS/2011-301, art. 6]

Registres des activités permises

**43.** Les personnes ci-après conservent dans un registre les renseignements et les documents établissant que des BPC ou des produits qui en contiennent ont été fabriqués, transformés, utilisés, mis en vente, vendus, stockés, importés ou exportés conformément à la Loi et au présent règlement :

(b) the person who is engaged in any of these activities; and

(c) the owner or operator of a PCB storage site.

SOR/2011-301, s. 7.

Inspection record

**44.** (1) The owner or operator of a PCB storage site shall maintain a record of all inspections conducted at the PCB storage site under paragraph 27(a)

- (a) listing all items that are inspected;
- (b) describing any deficiency found;
- (c) setting out the measures taken to remedy the deficiency; and
- (d) specifying the dates of the inspections and the names of the inspectors.

Owner of equipment — extension

(2) The owner of equipment for which an extension of the end-of-use date is applied under section 17 shall maintain a record of all inspections conducted on the equipment that contains the information set out in paragraphs (1)(a) to (d).

SOR/2010-57, s. 18(F).

Retention of records

**45.** The person who is required to maintain a record under sections 43 and 44 shall retain it at their principal place of business in Canada or at the place where they conduct the activity for at least five years

- (a) after the destruction of the PCBs or the products containing PCBs that are the subject of the record, in the case of the owner of PCBs or products containing PCBs or the owner or operator of the PCB storage site where the PCBs or products containing PCBs are stored; or
- (b) after the completion of an activity referred to in section 43, in the case of

a) le propriétaire des BPC ou des produits;

b) la personne qui exerce l'activité;

c) le propriétaire ou l'exploitant du dépôt de BPC.

DORS/2011-301, art. 7.

Registres d'inspections

**44.** (1) Le propriétaire ou l'exploitant d'un dépôt de BPC tient un registre de toutes les inspections effectuées au dépôt de BPC en application de l'alinéa 27a), lequel fait état :

- a) de tous les points inspectés;
- b) de toutes les lacunes relevées;
- c) des mesures prises pour y remédier;
- d) de la date de l'inspection et du nom de l'inspecteur.

Propriétaire d'une pièce d'équipement — prolongation

(2) Le propriétaire d'une pièce d'équipement dont l'utilisation fait l'objet d'une prolongation en vertu de l'article 17 tient un registre de toutes les inspections de la pièce d'équipement qui ont été effectuées, lequel fait état des renseignements prévus aux alinéas (1)a) à d).

DORS/2010-57, art. 18(F).

Conservation des registres

**45.** Toute personne qui a l'obligation de tenir un registre en application des articles 43 et 44 le conserve à son établissement principal au Canada ou à l'établissement où l'activité est exercée pendant au moins cinq ans après :

- a) dans le cas du propriétaire de BPC ou de produits qui en contiennent ou du propriétaire ou de l'exploitant d'un dépôt de BPC où sont stockés des BPC ou des produits qui en contiennent, la date de destruction des BPC ou des produits qui en contiennent décrits dans le registre;

the person who is engaged in that activity.

SOR/2011-301, s. 8(F).

b) dans le cas de la personne qui exerce une activité visée à l'article 43, la date de la fin de l'activité.

DORS/2011-301, art. 8(F).

PART 5

REPEALS AND COMING INTO FORCE

**REPEALS**

46. [Repeal]

47. [Repeal]

**COMING INTO FORCE**

**48. These Regulations come into force on the day on which they are registered.**

Coming into force

PARTIE 5

ABROGATIONS ET ENTRÉE EN VIGUEUR

**ABROGATION**

46. [Abrogation]

47. [Abrogation]

**ENTRÉE EN VIGUEUR**

**48. Le présent règlement entre en vigueur à la date de son enregistrement.**

Entrée en vigueur

# Appendix E

## *Household Mercury Switch Manual*

## Water Sampling Instructions

## Collecting the Sample



### Step One:

Prior to sampling, ensure you have obtained all the sampling equipment you require, such as the proper bottles, filtration devices, *etc.* Refer to the Taiga's Water Sampling Instructions – Ordering Bottles. If there are any questions or concerns, do not hesitate to contact the laboratory. Please have your water license (if applicable) available before contacting the laboratory to ensure proper bottles are ordered. **Note: you may need more than one bottle per sampling site.**



### Step Two:

Check your local departure flight schedule to Yellowknife for the day you plan to take your samples. Samples should be shipped to the Laboratory **as soon as possible** after collection. Time your sampling so that the samples can be shipped out by plane as soon as possible.



### Step Three:

Follow the sampling instructions on the back of this sheet for each bottle type. Package bottles in a cooler and send to the laboratory. If you require microbiological tests, such as Total Coliforms, E. coli., Fecal Coliforms, BOD, *etc.*, please contact the laboratory with the collection date and time, the Airline name, the waybill number and the expected time of arrival.



### Safety Issues:

Wear appropriate gloves when collecting any sample to avoid contamination and possible exposure to unhealthy substances. The sample preservatives provided by the Laboratory are corrosive and will cause a burning sensation on the skin. If you should spill any on your skin or clothes, rinse the area **immediately** with lots of cool water. Call a doctor should the burning sensation continue.



# Taiga Environmental Laboratory









4601 52<sup>nd</sup> Avenue – Yellowknife, NT X1A 2R3  
 Phone: (867) 669-2788 Fax: (867) 669-2718 Email: [taiga@gov.nt.ca](mailto:taiga@gov.nt.ca)

Parameter Group		Marking	Preservative	Instructions
	Routine	GREEN	Keep cool at 4°C	1. Rinse bottle three (3) times with sample 2. Fill to top and cap bottle.
	Nutrients	BLACK	Keep cool at 4°C	
	Biochemical Oxygen Demand (BOD)	PURPLE	Keep cool at 4°C	1. Rinse bottle three (3) times with sample 2. Fill to top and cap bottle. 3. <b>Sample must be sent to laboratory within 24 hours</b>
	Microbiological	STERILE	Sodium thiosulphate and Keep cool at 4°C	1. <b>DO NOT RINSE BOTTLE</b> 2. Fill to top and cap bottle. 3. <b>Sample must be sent to laboratory within 24 hours</b>
	Total Metals	RED	5mL of 1:3 nitric acid in RED-dot vials	1. Rinse bottle three (3) times with sample 2. Fill to near the top. 3. Add contents of preservative vial 4. Cap bottle and mix.
	Dissolved Metals	RED	5mL of 1:3 nitric acid in RED-dot vials	1. <b>Filter Sample with 0.45 µm Cellulose Acetate filter</b> 2. Rinse bottle three (3) times with <b>filtrate</b> 3. Fill to near the top. 4. Add contents of preservative vial 5. Cap bottle and mix.
	Hexane Extractable Material (HEM) (also known as Oil and Grease)	YELLOW	4mL 1:1 sulphuric acid in YELLOW-dot vial	1. <b>DO NOT RINSE BOTTLE</b> 2. Fill to shoulder of bottle. 3. Add contents of preservative vial 4. Cap bottle and mix
	BTEX, THM & Purgeable Hydrocarbons	40 mL CLEAR GLASS W/ WHITE LID	Keep cool at 4°C	1. <b>DO NOT RINSE BOTTLE</b> 2. Fill bottle completely leaving <b>NO</b> air bubbles
	Extractable Hydrocarbons	1 L AMBER GLASS W/ WHITE LID	Keep cool at 4°C	1. <b>DO NOT RINSE BOTTLE</b> 2. Fill to top and cap bottle.
	Cyanide	BLUE	1mL of 6N sodium hydroxide	1. Rinse bottle three (3) times with sample 2. Fill to near the top. 3. Add contents of preservative vial 4. Cap bottle and mix.
	Thiocyanate	ORANGE	2ml of 25% sulphuric acid	
	Phenol	YELLOW with P	2mL of 20% sulphuric acid	
	Sulphide	ORANGE with S	2mL of 25% zinc acetate	
	Radionuclide	RED with R	25mL of 17.5% nitric acid	
	Chlorophyll A	1L BROWN PLASTIC BOTTLE	Keep cool at 4°C	1. Rinse bottle three (3) times with sample 2. Fill to top and cap bottle. 3. <b>Sample must be sent to laboratory within 24 hours</b>

# Bottle Order Request Form

Date Ordered: 201__		Date Required: 201__	
Name:		Company:	Project Name or Location
Address:			
Phone:		Fax:	
Pick Up: <input type="checkbox"/> Yes  <input type="checkbox"/> No	Ship by Air: <input type="checkbox"/> Yes  <input type="checkbox"/> No	Pack as TDG : <input type="checkbox"/> Yes  <input type="checkbox"/> No	Cooler Required: <input type="checkbox"/> Yes  No <input type="checkbox"/>
Date Filled: 200__		Filled By:	

**NOTE:** Bottles and preservatives are provided free of charge for analysis carried out at Taiga. Bottles, preservatives and laboratory supplies for other use, may be subject to additional charges. Unused bottles and preservative cannot be returned to the laboratory for reuse.

Parameter Type	No. of Field Blanks	No. of Travel Blanks	No. of Bottles for Samples	QC Batch # of Bottles Sent	Number of Preservatives	QC Batch # of Pres. Sent
 Routine (Green)					Not Required	
 Nutrients (Black)					Not Required	
 Bacti (Sterile sealed)	Not Required	Not Required			Not Required	
 BOD (Purple)	Not Required	Not Required			Not Required	
 Total Metals (Red)						
 Dissolved Metals (Red) <i>see note 1</i>						
 Arsenic Speciation Bottle	Not Required	Not Required			Not Required	
 Cyanide (Blue)						
 Thiocyanate (Orange)						
 Hexane Extractable Material (Oil & Grease ) (Brown glass, wide or narrow-mouth)						
 Phenol (Brown glass, narrow-mouth)						
 Sulphide						
 Radionuclide						
Chlorophyll A	Not Required	Not Required			Not Required	
Extractable Hydrocarbons (Brown glass) <i>see note 2</i>					Not Required	
BTEX/Purgeable HC <i>see notes 2 and 3</i>					Not Required	
THM (Glass vial 40mL) <i>see note 3</i>					Not Required	
Metals or Hydrocarbons in sediment (500mL jar)	Not Required	Not Required			Not Required	
Metals or Hydrocarbons in sediment (250mL jar)	Not Required	Not Required			Not Required	
Metals or Hydrocarbons in sediment (125mL jar)	Not Required	Not Required			Not Required	
Metals or Hydrocarbons in sediment (60mL jar or Whirl Pak Bag)	Not Required	Not Required			Not Required	
Other:						
<b>Other Field Supplies:</b> (e.g. Type I UV <sup>+</sup> water)						

**Notes:**  
 1- Dissolved metals bottles will be preserved at the laboratory if the sample is not filtered in the field. The filtering and addition of preservative is \$20.00/sample.  
 2- For TPH requests, both the extractable hydrocarbons (brown glass bottle) and the BTEX/Purgeable HC (40mL vial) have to be submitted.  
 3- For BTEX/Purgeable HC and THM, please submit two vials for each sample (in the event air bubbles occur in the vials, a back-up sample can be analyzed)

**Shaded areas are for laboratory use only.**



Batch No. : Lab use only

**Send Results & Invoice to:**  
 (Please notify if results or invoice are to be sent to different locations)

Company/Agency: \_\_\_\_\_

Address: \_\_\_\_\_

City/Town: \_\_\_\_\_ Province/Territory: \_\_\_\_\_

Postal Code: \_\_\_\_\_

Phone: \_\_\_\_\_ Fax: \_\_\_\_\_

E-mail: \_\_\_\_\_

Signature : \_\_\_\_\_

Client Project No: \_\_\_\_\_

Date collected: \_\_\_\_\_

Time collected: \_\_\_\_\_

Sampler: \_\_\_\_\_

Location: \_\_\_\_\_

Rush Required:  Yes  No

**Note:** *Analysis may be subcontracted without prior notice.  
 See reverse for how to complete form and sampling protocols.*

Date Received: \_\_\_\_\_ Received By: \_\_\_\_\_

Comments: \_\_\_\_\_  
 (Laboratory use only)

**-WATER SAMPLES -**

<b>Sample Type</b> (freshwater, sewage, wastewater, potable, groundwater, salt water, etc)			
<b>Client Sample ID</b> (As it should appear on final report)			
<b>Taiga Sample ID</b> (Laboratory use only)			

Bottle Type and Parameter [ ✓ ] PLEASE CHECK PARAMETERS REQUESTED BELOW:

	pH	Cond	Alk	pH	Cond	Alk	pH	Cond	Alk					
										Cl	SO <sub>4</sub>	F	NO <sub>2</sub> -N	NO <sub>3</sub> -N
<b>Routine</b>	pH, Conductivity, Alkalinity			pH, Conductivity, Alkalinity			pH, Conductivity, Alkalinity							
	Individual Anions Suite <input type="checkbox"/>			Individual Anions Suite <input type="checkbox"/>			Individual Anions Suite <input type="checkbox"/>							
	Total Nitrite (NO <sub>2</sub> ) + Nitrate (NO <sub>3</sub> )			Total Nitrite (NO <sub>2</sub> ) + Nitrate (NO <sub>3</sub> )			Total Nitrite (NO <sub>2</sub> ) + Nitrate (NO <sub>3</sub> )							
	Individual Cations Suite <input type="checkbox"/>			Individual Cations Suite <input type="checkbox"/>			Individual Cations Suite <input type="checkbox"/>							
	Hardness (Calculated)			Hardness (Calculated)			Hardness (Calculated)							
	Reactive Silica			Reactive Silica			Reactive Silica							
	Color			Color			Color							
	Apparent			Apparent			Apparent							
	True			True			True							
	Rec'd: Y N			Rec'd: Y N			Rec'd: Y N							
<b>Nutrients</b>	Chlorine: Total, Residual			Chlorine: Total, Residual			Chlorine: Total, Residual							
	T. Cl			T. Cl			T. Cl							
	R. Cl			R. Cl			R. Cl							
	Chemical Oxygen Demand			Chemical Oxygen Demand			Chemical Oxygen Demand							
	COD			COD			COD							
	Turbidity			Turbidity			Turbidity							
	TSS			TSS			TSS							
	TDS			TDS			TDS							
	Ammonia			Ammonia			Ammonia							
	NH <sub>3</sub> -N			NH <sub>3</sub> -N			NH <sub>3</sub> -N							
	Phosphorus: Total, Dissolved, Ortho			Phosphorus: Total, Dissolved, Ortho			Phosphorus: Total, Dissolved, Ortho							
	TP			TP			TP							
	DP			DP			DP							
	OP			OP			OP							
	Carbon: Total, Dissolved			Carbon: Total, Dissolved			Carbon: Total, Dissolved							
	TOC			TOC			TOC							
	DOC			DOC			DOC							
	Nitrogen: Total, Dissolved			Nitrogen: Total, Dissolved			Nitrogen: Total, Dissolved							
	TN			TN			TN							
	DN			DN			DN							
	Visible Oil and Grease			Visible Oil and Grease			Visible Oil and Grease							
	Visible			Visible			Visible							
	Received: Y N			Received: Y N			Received: Y N							
<b>Sterile</b>	Fecal Coliforms (FC)			Fecal Coliforms (FC)			Fecal Coliforms (FC)							
	FC			FC			FC							
	Total Coliforms (TC), E. Coli (EC)			Total Coliforms (TC), E. Coli (EC)			Total Coliforms (TC), E. Coli (EC)							
	TC			TC			TC							
	EC			EC			EC							
	Fecal Streptococcus (FS)			Fecal Streptococcus (FS)			Fecal Streptococcus (FS)							
	FS			FS			FS							
	Received: Y N T: _____ °C			Received: Y N T: _____ °C			Received: Y N T: _____ °C							
	Sterile container: Y N			Sterile container: Y N			Sterile container: Y N							
	Biological Oxygen Demand			Biological Oxygen Demand			Biological Oxygen Demand							
	BOD			BOD			BOD							
	Carbonaceous BOD			Carbonaceous BOD			Carbonaceous BOD							
	CBOD			CBOD			CBOD							
	Received: Y N T: _____ °C			Received: Y N T: _____ °C			Received: Y N T: _____ °C							
<b>Metals</b>	Please indicate if sample is preserved and/or filtered			Please indicate if sample is preserved and/or filtered			Please indicate if sample is preserved and/or filtered							
	Pres <input type="checkbox"/>			Pres <input type="checkbox"/>			Pres <input type="checkbox"/>							
	Filt <input type="checkbox"/>			Filt <input type="checkbox"/>			Filt <input type="checkbox"/>							
	ICP-MS(1): Cd, Cr, Cu, Co, Mn, Ni, Pb, Zn, Fe			ICP-MS(1): Cd, Cr, Cu, Co, Mn, Ni, Pb, Zn, Fe			ICP-MS(1): Cd, Cr, Cu, Co, Mn, Ni, Pb, Zn, Fe							
	Total			Total			Total							
	Dissolved			Dissolved			Dissolved							
	ICP-MS(2): 25 element scan includes As (not included: B, Bi, Hg, Sn)			ICP-MS(2): 25 element scan includes As (not included: B, Bi, Hg, Sn)			ICP-MS(2): 25 element scan includes As (not included: B, Bi, Hg, Sn)							
	Total			Total			Total							
	Dissolved			Dissolved			Dissolved							
	Individual Metals by ICP-MS (please circle each metal): Ag, Al, As, B, Ba, Be, Bi, Cd, Co, Cr, Cs, Cu, Fe, Hg, Li, Mn, Mo, Ni, Pb, Rb, Sb, Se, Sn, Sr, Ti, Tl, U, V, Zn			Individual Metals by ICP-MS (please circle each metal): Ag, Al, As, B, Ba, Be, Bi, Cd, Co, Cr, Cs, Cu, Fe, Hg, Li, Mn, Mo, Ni, Pb, Rb, Sb, Se, Sn, Sr, Ti, Tl, U, V, Zn			Individual Metals by ICP-MS (please circle each metal): Ag, Al, As, B, Ba, Be, Bi, Cd, Co, Cr, Cs, Cu, Fe, Hg, Li, Mn, Mo, Ni, Pb, Rb, Sb, Se, Sn, Sr, Ti, Tl, U, V, Zn							
	Total			Total			Total							
	Dissolved			Dissolved			Dissolved							
	TM rec'd: Y N			DM rec'd: Y N			TM rec'd: Y N							
	DM rec'd: Y N			DM rec'd: Y N			DM rec'd: Y N							
	Hexane Extractable Material (O&G)			Hexane Extractable Material (O&G)			Hexane Extractable Material (O&G)							
	HEM			HEM			HEM							
	Rec'd: Y N			Pres: Y N			Rec'd: Y N							
	Pres: Y N			Pres: Y N			Pres: Y N							
	BTEX, Purgeable HC (40mL x 2 vials)			BTEX, Purgeable HC (40mL x 2 vials)			BTEX, Purgeable HC (40mL x 2 vials)							
	BTEX			Purg HC			BTEX							
	Purg HC			Purg HC			Purg HC							
	Extractable HC (1L amber glass bottle)			Extractable HC (1L amber glass bottle)			Extractable HC (1L amber glass bottle)							
	Ext HC			Ext HC			Ext HC							
	Trihalomethanes (40 mL x 2 vials)			Trihalomethanes (40 mL x 2 vials)			Trihalomethanes (40 mL x 2 vials)							
	THM			THM			THM							
	Vial rec'd: Y N			Ext rec'd: Y N			Vial rec'd: Y N							
	Ext rec'd: Y N			Ext rec'd: Y N			Ext rec'd: Y N							
	Other: see special request form			Other: see special request form			Other: see special request form							

For safety purposes, please disclose any contaminants (e.g. heavy metals, cyanide, etc.) that may be present at high levels and pose a risk to human health:



## References

---

- Automobile Recyclers of Canada. (2008). *National Code of Practice for Automotive Recyclers Participating in the National Vehicle Scrappage Program*. Created for Environment Canada. Retrieved June 11, 2010 from: [http://www.certifiedautorecycler.ca/Downloads/COM624\\_Automotive\\_Recylers\\_ENG\\_web.pdf](http://www.certifiedautorecycler.ca/Downloads/COM624_Automotive_Recylers_ENG_web.pdf)
- British Columbia Ministry of Environment. (2008). *Guidebook for the Vehicle Dismantling and Recycling Industry Environmental Planning Regulation*. Retrieved June 25, 2010 from: [http://www.env.gov.bc.ca/epd/industrial/regs/vehicle/pdf/guidebook\\_vehicle\\_reg.pdf](http://www.env.gov.bc.ca/epd/industrial/regs/vehicle/pdf/guidebook_vehicle_reg.pdf)
- California Environmental Protection Agency. (2005). *How to Remove Mercury Switches from Major Appliances – A Guide for Appliance Recyclers*. Retrieved December 21, 2010 from: [http://www.dtsc.ca.gov/HazardousWaste/Mercury/upload/HWMP\\_POL\\_Guidance\\_Mercury\\_Appliances.pdf](http://www.dtsc.ca.gov/HazardousWaste/Mercury/upload/HWMP_POL_Guidance_Mercury_Appliances.pdf)
- Canadian Environmental Protection Act, 1999. (2008). *PCB Regulations*. Published in the Canada Gazette Part II, Vol. 142, No. 19 (SOR/2008-247 to 290 and SI/2008-93 to 107).
- Connecticut Department of Environmental Protection. (2005). *Guide for Removal, Storage, and Disposal of PCB Small Capacitors*. Retrieved December 22, 2010 from: [http://www.ct.gov/dep/cwp/view.asp?a=2710&depNav\\_GID=1638&q=324258](http://www.ct.gov/dep/cwp/view.asp?a=2710&depNav_GID=1638&q=324258)
- Department of Environment, Government of Nunavut. (Revised April 2010). *Environmental Guideline for the General Management of Hazardous Waste*. Retrieved April 6, 2010, from <http://www.gov.nu.ca/env/General%20Management%20of%20Hazardous%20Waste%202010.pdf>
- Department of Environment and Natural Resources, Government of the Northwest Territories. (2003). *Used Oil and Waste Fuel Regulations Plain Language Guide*. Retrieved from [http://www.enr.gov.nt.ca/\\_live/pages/wpPages/publications.aspx](http://www.enr.gov.nt.ca/_live/pages/wpPages/publications.aspx)
- Department of Environment and Natural Resources, Government of the Northwest Territories (2011). *Hazardous Materials Database*. Retrieved on February 15<sup>th</sup>, 2011 from [http://www.enr.gov.nt.ca/\\_live/pages/wpPages/Hazardous\\_Materials\\_Spill\\_Database.aspx](http://www.enr.gov.nt.ca/_live/pages/wpPages/Hazardous_Materials_Spill_Database.aspx)
- Department of Environmental Conservation, Vermont. (Spring 2008). *Household Appliance Mercury Switch Removal Manual*. Retrieved from <http://www.mercvt.org/PDF/appman.pdf>
- Department of Indian and Northern Affairs Canada, Water Resources Division & The Northwest Territories Water Board. (July 1996). *Quality Assurance (QA) and Quality Control (QC) Guidelines for use by Class*

*"B" Licensees in Collecting Representative Water Samples in the Field and for Submission of a QA/QC Plan.*

Department of Sustainable Development, Government of Nunavut. (2002). *Environmental Guideline for Ozone Depleting Substances*. Retrieved August 26, 2010 from:

<http://www.gov.nu.ca/env/depleting.pdf>

Duong, D., & Kent, R. (October 1996). *Guidelines for the Preparation of an Operation and Maintenance Manual for Sewage and Solids Waste Disposal Facilities in the Northwest Territories*. Produced for MACA.

Environment Canada. (2010). *Environmental Code of Practice for Elimination of Fluorocarbon Emissions from Refrigeration and Air Conditioning Systems*. Retrieved December 13, 2010 from:

<http://www.ec.gc.ca/ozone/default.asp?lang=En&n=127A4F77-1&offset=1&toc=show>

Environmental Protection Division, Department of Environment and Natural Resources, Government of the Northwest Territories. (2008). *Drum Disposal Protocol for Municipal Landfill, Drum and Tank Cleaning for Municipal Disposal*. Retrieved originally from

[http://www.enr.gov.nt.ca/eps/pdf/Drum\\_Disposal\\_Protocol.pdf](http://www.enr.gov.nt.ca/eps/pdf/Drum_Disposal_Protocol.pdf) (website no longer working). Document can be obtained from [http://www.enr.gov.nt.ca/\\_live/pages/wpPages/publications.aspx](http://www.enr.gov.nt.ca/_live/pages/wpPages/publications.aspx)

Environmental Protection Service, Department of Sustainable Development, Government of Nunavut. (January 2002). *Environmental Guideline for Waste Batteries*. Retrieved from

<http://env.gov.nu.ca/sites/default/files/Guideline%20Waste%20Batteries.pdf>

Government of Canada. National Climate Data and Information Archive. Retrieved on February 5<sup>th</sup>, 2011 from [http://climate.weatheroffice.gc.ca/climate\\_normals/results\\_e.html?StnID=631](http://climate.weatheroffice.gc.ca/climate_normals/results_e.html?StnID=631)

Government of Nunavut, Nunavut Bureau of Statistics. "Population Estimates and Projections". Retrieved on February 5<sup>th</sup>, 2011 from <http://www.eia.gov.nu.ca/stats/about.html>

Health Canada. (2005). *PCBs*. Retrieved April 8, 2010 from <http://www.hc-sc.gc.ca/hl-vs/iyh-vsv/environ/pcb-bpc-eng.php>

IEG Environmental. (July 2005). *Wastewater Sampling Instructions, Kitikmeot Region*. Produced for Department of Community and Government Services, Government of Nunavut.

Kent, R., P. Marshall & L. Hawke. (April 2003). *Guidelines for the Planning, Design, Operations and Maintenance of Modified Solid Waste Sites in the Northwest Territories*. Prepared for The Department Municipal and Community Affairs, Government of the Northwest Territories.

Minnesota Pollution Control Agency. (2002). *Motor Vehicle Salvage Facility Environmental Compliance Manual*. Retrieved July 9, 2010 from: <http://www.smallbiz-enviroweb.org/industry/scrapmetal.aspx>

Missouri Department of Natural Resources Environmental Assistance Office. (2004) *Preventing Pollution During Vehicle Salvage; A Guide to Environmental Compliance and Pollution Prevention for Vehicle Salvage Facilities in Missouri* Retrieved September 9, 2010t from: <http://www.dnr.mo.gov/pubs/pub394.pdf>

Murray, W. (November 1996). *Tire Recycling*. Science and Technology Division, Depository Services Program, Government of Canada. Last updated: 2002-10-24. Retrieved from <http://dsp-psd.tpsgc.gc.ca/Collection-R/LoPBdP/BP/bp431-e.htm>

Nova Scotia Department of Environment and Labour. (2006). *Feasibility Study of Comprehensive Collection and Recycling Programs for Single-use Propane Cylinders in Canada, Final Report*. Prepared for Canada, Action Plan 2000 on Climate Change Enhanced Recycling Program. Retrieved April 8, 2010 from <http://www.nrcan.gc.ca/mms-smm/busi-indu/rad-rad/pdf/prop-tan-fr-eng.pdf>

Parks Canada. *Safety in Polar Bear Country*. Retrieved November 2008 from <http://dsp-psd.pwgsc.gc.ca/Collection/R62-342-2001E.pdf>

PCB Disposal. *PCB Ballasts*. Retrieved November 2008 from <http://www.pcbdisposalinc.com/images/pdfs/ballasts.pdf>

PCB Disposal. *PCB Capacitors*. Retrieved November 2008 from <http://www.pcbdisposalinc.com/images/pdfs/Capacitors.pdf>

Propane Gas Association of Canada. (2010). *Respect Basic Safety Considerations*. Retrieved April 8, 2010 from [http://www.propanegas.ca/PGAC/Safety\\_StoringHandling\\_Basics.asp](http://www.propanegas.ca/PGAC/Safety_StoringHandling_Basics.asp)

United States Environmental Protection Agency. (January 2005). *Groundwater Well Sampling*. Retrieved from <http://www.ecy.wa.gov/programs/eap/qa/docs/QAPPtool/Mod7%20EPA%20SOPs/Groundwater/Sampling/ERTSOP2007%20Groundwater%20Sampling.pdf>

Wildlife Division, Department of Environment and Natural Resources. *Safety in Grizzly and Black Bear Country*. Retrieved September 21, 2010 from <http://www.enr.gov.nt.ca/live/pages/wpPages/publications.aspx>

VT Solid Waste Districts and Alliances, VT Department of Environmental Conservation, Environmental Assistance Division. (2002). *Best Management Practices (BMP) for Vermont's Auto Salvage Yards*. Retrieved July 9, 2010 from: [http://www.cwwa.ca/pdf\\_files/Source%20Control%20-%20Vermont%20Scrap.pdf](http://www.cwwa.ca/pdf_files/Source%20Control%20-%20Vermont%20Scrap.pdf)

Yukon Environment. (2005). *Environmental Programs: Guide for Used Oil Burner Operators*. Retrieved July 1, 2010 from: [http://www.env.gov.yk.ca/air-water-waste/documents/sw13\\_used\\_oil\\_burners.pdf](http://www.env.gov.yk.ca/air-water-waste/documents/sw13_used_oil_burners.pdf)